GEBRE

LÍNEA INDUSTRIAL / INDUSTRIAL LINE **2011**

ALREDEDOR DEL MUNDO

Genebre celebra en 2011 los 30 años de su fundación. Genebre es una empresa familiar con vocación de convertirse en una empresa referente y líder en el sector de la valvulería y accesorios para el control de fluidos y grifería. La Sede Central de la compañía está ubicada en el Distrito Económico de L'Hospitalet de Llobregat - Barcelona. Cuenta con una plantilla altamente cualificada de más de 140 profesionales y una red comercial que cubre todo el territorio nacional, además de Europa y el continente americano.

Genebre está presente en todo el mundo manteniendo su vocación de liderazgo en el mercado de la valvulería y la grifería, siendo la satisfacción del cliente, nuestra razón de ser desde el primer día.

La visión de futuro de la Dirección se ha basado desde nuestros orígenes, en aprovechar las oportunidades que surgen, en función de los continuos cambios del mercado, para apostar por el crecimiento sostenido de la empresa, que permita no sólo mantener nuestro liderazgo en España, sino operar globalmente, con una apuesta decidida por la internacionalización.

En el continente americano contamos con dos filiales en Buenos Aires – Argentina- y en São Paulo – Brasil -, y una red de agentes comerciales que cubre todo el mercado Centro y Sudamericano, desde México hasta Chile.

En Europa, disponemos de una red de agentes comerciales y distribuidores, que permite que nuestro producto llegue a todos nuestros clientes.

AROUND THE WORLD

Genebre *celebrate in 2011 his 30 years foundation. Genebre is a family-run business, established more than a quarter of a century ago. Genebre is a family- run business which aim is to make it a leader in the market for valves and accessories used in fluid control systems and taps. The headquarters of the company are located in Barcelona, in the financial district of Hospitalet de Llobregat, near Feria de Barcelona.*

The company boasts a highly qualified workforce of more than 140 professionals, and a commercial network that spans the entire national territory, as well as Europe and the Americas.

Genebre *has extended its presence worldwide, maintaining its goal of leadership in the valve and taps market and continuously striving to meet the needs of its customers; something which has been of major importance to us from day one. From the very beginning, the Management's vision for the future has always entailed taking advantage of any opportunities that arise in a market that is constantly changing, with a view to ensuring the sustained growth of the company and thereby allowing us to maintain our dominance, not only in the Spanish market, but also worldwide, with a particular emphasis on international trade.*

In the Americas, we have two subsidiaries in Buenos Aires, Argentina and São Paulo, Brazil, and a network of commercial agents covering the entire Central and South American market.

In Europe, we have a network of commercial agents and distributors, allowing our products to reach all of our customers.

ÍNDICE / *INDEX*

Alrededor del mundo / *Around the World* ..... Pág. 3
Índice por producto / *Product index* ..... Pág. 4-5
Índice por artículo / *Article index* ..... Pág. 6-7
La calidad es nuestra prioridad / *Quality, our highest priority* ..... Pág. 8
Contacte con nosotros / *Contact us* ..... Pág. 8

Válvulas industriales / *Industrial valves* ..... **Pág. 11-35**

Válvulas extremos roscados / *Threaded ends* ..... Pág. 11-16
Válvulas extremos soldables / *Welded ends* ..... Pág. 13-16
Válvulas mariposa / *Butterfly valves* ..... Pág. 17-19
Válvulas de regulación / *Regulation valves* ..... Pág. 21
Válvulas esfera tipo Wafer / *Wafer type ball valve* ..... Pág. 19-20
Válvulas de retención / *Check valve* ..... Pág. 22-28
Filtros / *Strainers* ..... Pág. 29
Válvulas extremos bridados / *Flanges ends* ..... Pág. 15-16, 29-31
Manguitos elásticos y de expansión / *Ruber expansion joint* ..... Pág. 32, 33
Controladores de flujo / *Liquid flow switch* ..... Pág. 34, 35
Válvula de flotador / *Floating valve* ..... Pág. 35

Línea Sanitaria / *Sanitary Line* ..... **Pág. 37-46**

Válvulas de esfera / *Ball valve* ..... Pág. 37-38
Válvulas de retención / *Check valve* ..... Pág. 38
Válvulas mariposa / *Butterfly valves* ..... Pág. 39
Válvulas diafragma / *Diaphragm valve* ..... Pág. 40
Accesorios línea sanitaria / *Sanitary line accessories* ..... Pág. 41
Fitting sanitario / *Sanitary Fitting* ..... Pág. 42-44

Válvulas con actuador / *Valves with actuator* ..... **Pág. 49-84**

Válvulas neumáticas / *Pneumatic Valves* ..... Pág. 49
Actuador neumático GN simple efecto / *Gen air spring return pneumatic actuators* ..... Pág. 50-69
Actuador neumático GN doble efecto / *Gen air double acting pneumatic actuators* ..... Pág. 50-69
Actuador neumático GNP simple efecto / *GNP spring return pneumatic actuators* ..... Pág. 50-70
Actuador neumático GNP doble efecto / *GNP double acting pneumatic actuators* ..... Pág. 50-70
Actuador eléctrico monofásico / *Electric actuators* ..... Pág. 75-82
Actuador eléctrico trifásico / *Triphasic servomotor actuator* ..... Pág. 77-82
Actuador línea sanitaria / *Sanitary line actuators* ..... Pág. 40
Válvulas extremos roscados / *Threaded ends* ..... Pág. 50-55, 75-76
Válvulas extremos soldables / *Welded ends* ..... Pág. 51, 75
Válvulas mariposa / *Butterfly Valves* ..... Pág. 66-70, 80-82
Válvulas esfera tipo wafer / *Wafer type ball valve* ..... Pág. 62-65, 79-80
Válvulas extremos bridados / *Flanges ends* ..... Pág. 55-61, 75-78
Válvulas línea sanitaria / *Sanitary line valves* ..... Pág. 44-45, 51-74
Electroválvulas / *Solenoid valves* ..... Pág. 70
Posicionadores / *Positioners* ..... Pág. 71
Reductores / *Gear operators* ..... Pág. 71
Microrruptores final de carrera / *Microswitches end stop* ..... Pág. 72

Fittings Inoxidables / *Stainless steel fittings* ..... **Pág. 87-91**

Fittings inoxidable / *Stainless steel fittings* ..... Pág. 87-91

Instrumentación Industrial / *Industrial Instrumentation* ..... **Pág. 95-101**

Manómetros / *Pressure gauge* ..... Pág. 95
Termómetros / *Thermometer* ..... Pág. 96-98
Sondas / *Probes* ..... Pág. 99
Convertidores / *Indicators* ..... Pág. 99
Relés / *Relays* ..... Pág. 99
Reguladores / *Regulators* ..... Pág. 100
Transmisores de presión / *Pressure transmitters* ..... Pág. 100-101
Transmisores de humedad / *Humidity transmitter* ..... Pág. 101

Recambios / *Spare parts* ..... Pág. 103

Condiciones de venta / *Sales condition* ..... Pág. 105

ÍNDICE / *INDEX*

Nº Artículo *Article Num.*	Nº Página *Page Num.*	Nº Artículo *Article Num.*	Nº Página *Page Num.*	Nº Artículo *Article Num.*	Nº Página *Page Num.*	Nº Artículo *Article Num.*	Nº Página *Page Num.*
0090	87	2034	14	2430	26	2943E	39
0090N	87	2034N	14	2430N	26	2944	40
0092	87	2034S	14	2440	26	2945	40
0092N	87	2035	15	2441	26	2946	40
0120	87	2036	15	2442	26	2947	41
0120N	87	2040	15	2445	27	2949	40
0130	87	2041	15	2446	27	2950	41
0130N	87	2052	16	2447	27	2951	41
0149	88	2053	16	2448	27	2952	41
0150	88	2102	16	2450	28	2954	42
0180	88	2103	18	2451	28	2955	42
0180N	88	2104	17	2452	28	2956	42
0240	88	2105	19	2453	28	2957	42
0240N	88	2108	17	2460	29	2981	43
0241	89	2108A	18	2460N	29	2982	43
0241N	89	2109	19	2461	29	2983	43
0245	89	2110	19	2525	29	2984	43
0270	89	2115	20	2526A	30	2985	43
0270N	89	2116	20	2528	30	2986	44
0280	90	2118	20	2528A	31	2987	44
0280N	90	2220	20	2529	31	2988	44
0285	90	2221	21	2540	31	3886	34
0290	90	2222	21	2541	31	3887	34
0290N	90	2223	21	2830	32	4519	70
0300	90	2224	21	2830N	32	4521	70
0312	91	2225	21	2831	32	4522	70
0340	91	2225N	21	2831A	32	4819	71
0340N	91	2226	21	2833	32	5013	52
0341	91	2230	22	2834	33	5015	50
0341N	91	2231	22	2835	33	5025	51
0399	91	2232A	22	2835A	33	5026	51
0399N	91	2232N	22	2848	33	5027	51
2001	11	2232S	22	2850	34	5029	52
2002	11	2233A	23	2852	34	5029	53
2004	11	2233N	23	2856	34	5040	54
2005	11	2233S	23	2856N	34	5040	55
2006	11	2234N	23	2918	37	5041	55
2008	12	2234S	23	2919	37	5060	49
2009	12	2240	23	2921	37	5060N	49
2010	12	2250	24	2922	37	5062	49
2014	12	2260	24	2933	38	5062N	49
2014N	12	2280	24	2934	38	5065	49
2015	13	2401	24	2935	38	5070	53
2025	13	2402	25	2936	38	5080	54
2025N	13	2406	25	2940	39	5103	18
2026	13	2415	25	2941E	39	5104	17
2027	14	2417	25	2942E	39	5105	62

Nº Artículo *Article Num.*	Nº Página *Page Num.*	Nº Artículo *Article Num.*	Nº Página *Page Num.*	Nº Artículo *Article Num.*	Nº Página *Page Num.*	Nº Artículo *Article Num.*	Nº Página *Page Num.*
5105	63	5608	82	5943E	45	8050	99
5108	17	5608A	82	5944	46	8051	99
5108A	18	5613	75	5949	46	8052	99
5109	19	5615	79	5950	71	8055	99
5113	66	5616	79	5951	71	8056	99
5114	68	5618	80	5952	71	8057	99
5115	63	5621	75	5971	71	8058	99
5116	64	5625	77	5975	71	8059	99
5118	65	5626A	77	5976	71	8060	99
5119	67	5628	77	5977	71	8064	101
5315	72	5628	78	5981	72	8065	99
5328	72	5628A	78	5982	72	8066	99
5508	68	5629	78	5983	72	8067	99
5508	69	5629	79	5987	72	8069	100
5508A	69	5633	80	8010	95	8070	100
5508A	70	5634	81	8011	95	8071	100
5525	57	5635	75	8012	95	8072	100
5525	58	5636	75	8029	95	8073	100
5526A	58	5637	75	8030	96	8074	100
5526A	59	5639	80	8032	96	8075	100
5528A	60	5639	81	8033	96	8076	100
5528A	61	5640	76	8034	96	8077	100
5528	59	5641	76	8035	96	8078	100
5528	60	5642	76	8036	96	8080	100
5529	61	5643	76	8037	97	8081	101
5529	62	5649	75	8039	97	8085L	101
5540	56	5670	76	8045	98	8090	99
5541	56	5680	76	8046	98	8095	99
5541	57	5940	44	8047	98	8164	101
5605	79	5941E	45	8048	98	8165	101
5608	81	5942E	45	8049	98	D2102	16

LA CALIDAD ES NUESTRA MÁXIMA PRIORIDAD / *QUALITY, OUR HIGHEST PRIORITY*

Premio a la Calidad
de la Generalitat de Catalunya 2003

Premio a la Internacionalización
de la Economía Catalana
de la Generalitat de Catalunya 2003

Premio a la Innovación
en Marketing 2006
Generalitat de Catalunya

Homologación Higenic Rusia

Nº RePro: 300.581
Registro RePro

ISO 9001 por TÜV Rheinland

Nº 000049478

Nº AT/2002-02-1182
Homologación TIN Polonia

POCC ES.A1077.B01804
Homologación Ghost Rusia

Organismo Notificado Nº 0094
Certificación Producto 97/23 PED

CONTACTE CON NOSOTROS / *CONTACT US*

ESPAÑA / *SPAIN*

División Industrial: industrial@genebre.es

Web: www.genebre.es
Teléfono: 93 298 80 01
Fax: 93 298 80 06

INTERNACIONAL / *INTERNATIONAL*

E-mail: exportacion@genebre.es
Web: www.genebre.com
Teléfono / *Telephone:* Europa: +34 93 298 80 15
Europa Este: +34 93 298 80 19
América Latina: +34 93 298 80 17
North America: +34 93 298 80 00
Fax: +34 93 298 80 08

Horario comercial : de 8:30 a 13:30 y de 15:00 a 18:00 h.
Commercial Timetable: from 8:30 to 13:30 and from 15:00 to 18:00 h.

Correo / *Mail*: Edificio Genebre
Av. Joan Carles I, 46-48
Distrito Económico de L'Hospitalet
08908 L'Hospitalet de Llobregat
BARCELONA (España)

OTROS TELÉFONOS / *OTHER GENERAL TELEPHONES*

Tel. Centralita / *Central Telephone*: +34 93 298 80 00
Servicio de Atención Técnica al Cliente / *Technical Support Telephone:* +34 902 504 203
Administración / *Administration*: Tel: +34-93-298 80 02
Fax:+34 93 298 80 07

VÁLVULAS INDUSTRIALES / *INDUSTRIAL VALVES*

GRÁFICO DE RELACIÓN PRESIÓN – TEMPERATURA
GRAPHIC OF PRESSURE-TEMPERATURE RELATION

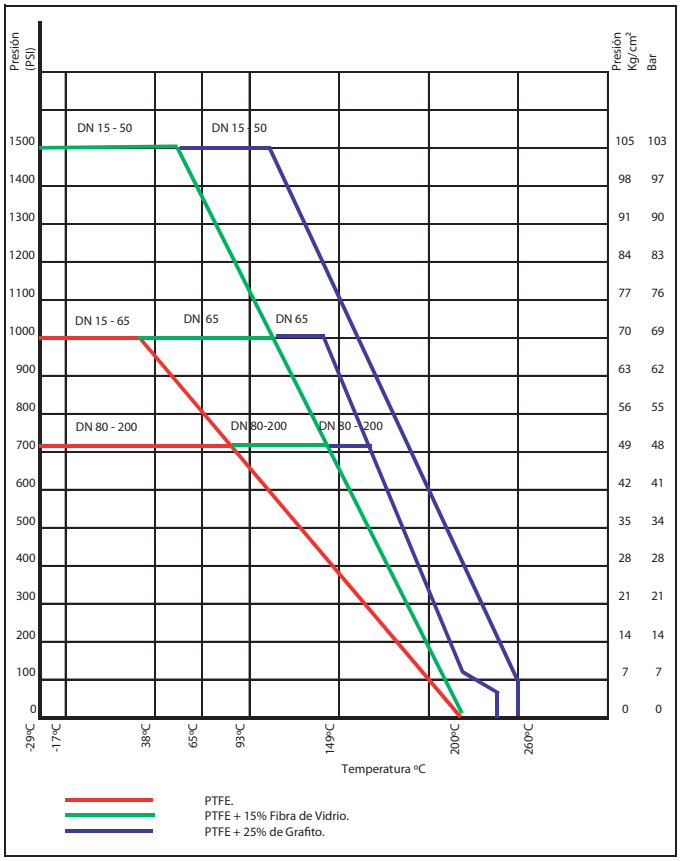

FACTORES DE CONVERSIÓN
CONVERSION FACTORS

PRESION			
	Kg / cm²	PSI	Bar
Kg / cm²	1	14,22	0,980665
PSI	0,070307	1	0,06895
Bar	1,0197	14,5038	1

EXPRESIÓN DE LA PERDIDA DE CARGA
LOST CHARGE EXPRESSION

$$Q = Kv\sqrt{\frac{\Delta p}{\rho}}$$

Q = Caudal circulante en (m^3/h) / *Medium flow*

Kv= Coeficiente de caudal o de forma de cada válvula / *Valve flow coefficient or Form coefficient*

Δp= Pérdida de carga en (bar) / *Head losses*

ρ = Masa específica en (kg/m^3) / *Medium density*

CALCULO DE LA VELOCIDAD
THE CALCULATION OF THE SPEED

$$V = 353{,}7\ \frac{Q}{D^2}$$

V = Velocidad de circulación en (m/s) / *Circulation speed in (m/s)*

Q = Caudal en (m^3/h) / *Flow in (m^3/h)*

D = Diámetro de paso en (mm) / *Diameter in (mm)*

REFERENCIA Y FIGURA *REFERENCE AND FIGURE*	DESCRIPCIÓN Y DIMENSIONES *DESCRIPTION AND DIMENSIONS*	CÓDIGO *CODE*	MEDIDA *SIZE*	PESO *WEIGHT*	CAJA / *BOX CARTON*	P.V.P. € *PRICE €*

2001

Válvula esfera paso reducido 1 pieza
Const.: AISI 316 pulido. FV. Asientos PTFE+FV Extremos: Rosca gas DIN 2999. PN-63 Temp. -25ºC + 180 ºC
Mando manual por palanca.

1 pc reduced bore ball valve
Constr.: polished AISI 316 Seats PTFE+GF Gas threaded Ends DIN 2999. PN-63 Temp.-25ºC + 180ºC.
Manually operated by handle.

MED.	P	A	L	M
1/4"	5	30	40	65
3/8"	7	30	45	82
1/2"	9	55	57	108

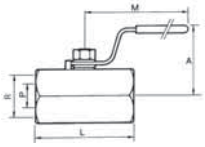

2001 02	1/4"	0,070	40-320	**16,19**
2001 03	3/8"	0,108	20-160	**16,99**
2001 04	1/2"	0,210	15-120	**18,53**

2002
2004

Válvula esfera paso reducido 1 pieza
Art. 2002 rosca NPT ANSI b2.1
Art. 2004 rosca gas DIN 2999
Const. acero inox CF8M (316) Microfusión. Asientos: PTFE + FV PN.63 temp. -25ºc + 180ºc. Mando manual por palanca.

1 pc reduced bore ball valve
Art.2002. NPT ANSI b2.1 thread
Art.2004. gas DIN 2999 thread
Const. stainless steel CF8M (316). Investment. Casting.
Seats: PTFE + GF PN-63 temp. -25ºc + 180ºc
Manually operated by handle.

MED.	P	A	L	M
1/4"	4,6	32	39	60
3/8"	6,8	36	44	80
1/2"	9,2	42	56	87
3/4"	12,5	45	59	87
1"	15	50	69	105
1 1/4"	20	54	77	105
1 1/2"	25	70	81	125
2"	32	78	97	140

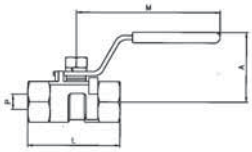

2002 02	1/4"	0,065	40-320	**9,71**
2002 03	3/8"	0,102	20-160	**9,72**
2002 04	1/2"	0,165	15-120	**11,22**
2002 05	3/4"	0,262	10-80	**14,35**
2002 06	1"	0,415	5-40	**18,67**
2002 07	1 1/4"	0,750	6-36	**26,88**
2002 08	1 1/2"	0,820	4-24	**34,14**
2002 09	2"	1,308	2-12	**46,21**

2004 02	1/4"	0,065	40-320	**9,71**
2004 03	3/8"	0,102	20-160	**9,79**
2004 04	1/2"	0,165	15-120	**11,22**
2004 05	3/4"	0,262	10-80	**14,37**
2004 06	1"	0,415	5-40	**18,67**

2005

Válvula esfera paso reducido 1 pieza M-H
Const: AISI 316 pulido - asientos PTFE + FV
Extremos rosca gas M - H DIN 2999. PN-63.
Temp. -25ºc + 180ºc. Mando manual.

1pc reduced bore ball valve M-F
Const. polished stainless steel AISI 316. M-F gas threaded ends. DIN 2999 PN-63. Seats: PTFE+GF.
Temp. -25ºc +180ºc manually operated.

MED.	P	A	L	M
1/4"	8	26	40	22
3/8"	8	26	40	22
1/2"	10	28	46	22
3/4"	12	34	54	22
1"	15	34	65	22

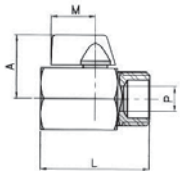

2005 02	1/4"	0,083	20-240	**11,83**
2005 03	3/8"	0,082	20-240	**12,79**
2005 04	1/2"	0,116	20-240	**14,06**
2005 05	3/4"	0,193	15-180	**17,80**
2005 06	1"	0,280	10-140	**23,85**

2006

Válvula esfera paso reducido 1 pieza H-H
Cons: AISI 316 pulido - Asientos PTFE + FV.
Extremos rosca gas DIN 2999.
PN- 63 temp -25ºC + 180ºC. Mando manual.

1pc reduced bore ball valve F-F
Const. polished stainless steel AISI 316.
Seats: PTFE+GF F-F gas DIN 2999 threaded ends.
Temp. -25ºc +180ºc. Manually operated.

MED.	P	A	L	M
1/4"	8	26	42	22
3/8"	8	26	42	22
1/2"	10	28	46	22
3/4"	12	34	54	22
1"	15	34	65	22

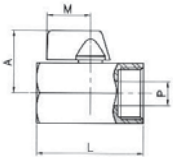

2006 02	1/4"	0,104	20-240	**11,83**
2006 03	3/8"	0,092	20-240	**12,79**
2006 04	1/2"	0,125	20-240	**14,06**
2006 05	3/4"	0,211	15-180	**17,80**
2006 06	1"	0,300	10-140	**24,34**

REFERENCIA Y FIGURA *REFERENCE AND FIGURE*	DESCRIPCIÓN Y DIMENSIONES *DESCRIPTION AND DIMENSIONS*	CÓDIGO *CODE*	MEDIDA *SIZE*	PESO *WEIGHT*	CAJA / *BOX CARTON*	P.V.P. € *PRICE €*

2008

Válvula esfera paso standard 2 piezas
Const.: acero inox. CF8M (316) microfusión. Juntas y asientos: PTFE+FV extremos: rosca gas DIN 2999.
PN - 140 temp. -25ºC + 180ºC. Mando manual por palanca con sistema de bloqueo.

2 pcs standard bore ball valve
Const: stainless steel CF8M (316). Investment casting. Seats and seals: PTFE +GF ends: gas threaded ends DIN 2999. PN140. Temp -25ºC +180ºC. Manually operated by handle with locking system

MED.	P	A	L	M
1/4"	9,5	42	54	105
3/8"	9,5	42	54	105
1/2"	13	46	61,5	105
3/4"	17,5	53	72	147
1"	22	58	84,5	147
1 1/4"	25,4	68	92	193
1 1/2"	31,7	72	103	193
2"	38,1	78	118	193

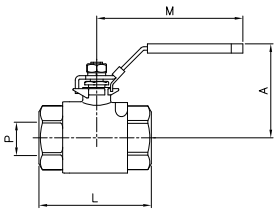

2008 02	1/4"	0,240	12-72	**20,17**
2008 03	3/8"	0,220	12-72	**20,17**
2008 04	1/2"	0,320	12-72	**21,01**
2008 05	3/4"	0,600	5-30	**29,83**
2008 06	1"	0,890	5-30	**41,64**
2008 07	1 1/4"	1,210	2-12	**46,36**
2008 08	1 1/2"	1,750	6-12	**63,79**
2008 09	2"	2,680	4-8	**94,98**

2009

Válvula esfera paso total 2 piezas
Const.: acero inox. CF8M (316) microfusión.
Extremos H-H rosca gas DIN 2999. Asientos PTFE + 15% FV tórica eje viton. PN 63. Temp. -25ºC + 180ºC.
Mando manual por palomilla.

2pcs full bore ball valve
Const: stainless steel CF8M (316). Investment casting. Gas threaded F-F DIN 2999. Seats: PTFE + 15% GF. O'ring stem: viton. PN 63. temp. -25ºC. +180ºC. Butterfly handle.

MED.	A	L	M
1/4"	32	45	50
3/8"	32	45	50
1/2"	41	55	50

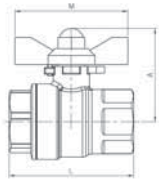

2009 02	1/4"	0,192	15-180	**12,99**
2009 03	3/8"	0,180	15-180	**12,99**
2009 04	1/2"	0,222	10-120	**14,14**

2010

Válvula esfera paso total 2 piezas
Const.: acero inox. CF8M (316) microfusión.
Extremos M-H rosca gas DIN 2999. Asientos PTFE + 15% FV tórica eje vitón. PN 63. Temp. -25ºc. + 180ºc.
Mando manual por palomilla.

2 pcs full bore ball valve
Const: stainless steel CF8M (316). Investment casting. Gas threaded M-F DIN 2999. Seats: PTFE + 15% GF O'ring stem: viton. PN 63. Temp. -25ºc. +180ºc. Butterfly handle.

MED.	A	L	M
1/4"	32	56	50
3/8"	32	56	50
1/2"	41	63	50

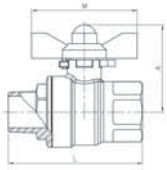

2010 02	1/4"	0,200	10-120	**14,04**
2010 03	3/8"	0,183	10-120	**14,04**
2010 04	1/2"	0,224	8-96	**15,37**

2014
2014N

Válvula esfera paso total 2 piezas
Rosca BSP, también disponible con rosca NPT (2014N)
Const. acero inox. CF8M (316) microfusión. Extremos: rosca gas DIN 2999. Juntas y asiento: PTFE + 15% FV tórica eje vitón PN 63, Temp: -25ºc + 180ºc. Mando manual por palanca con sistema de bloqueo

2 pcs full bore ball valve (2014NPT thread)
BSP thread, also available with NPT thread (2014N) Const. stainless steel. CF8M (316) investment casting. Gas threaded ends DIN 2999. Seats and seals: PTFE + 15% GF o'ring stem: viton. PN 63. Temp. -25ºc +180ºc. Manually operated by handle with locking system.

MED.	A	L	M
1/4"	50	104	50
3/8"	50	104	50
1/2"	51,5	104	55
3/4"	62	122	70
1"	65	122	83
1 1/4"	82	180	91
1 1/2"	88	205	103
2"	106	219	120
2 1/2"	119	240	152
3"	135	275	172

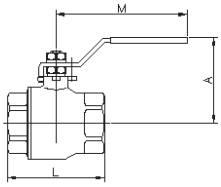

2014 02	1/4"	0,207	15-90	**13,38**
2014 03	3/8"	0,195	15-90	**13,38**
2014 04	1/2"	0,237	12-72	**14,28**
2014 05	3/4"	0,442	8-48	**19,00**
2014 06	1"	0,606	4-24	**25,46**
2014 07	1 1/4"	1,084	2-12	**37,54**
2014 08	1 1/2"	1,544	6-12	**60,79**
2014 09	2"	2,648	3-6	**87,08**
2014 10	2 1/2"	4,707	1-4	**171,24**
2014 11	3"	7,288	1-2	**271,49**

Precios rosca NPT a consultar / *NPT thread prices on request*

REFERENCIA Y FIGURA *REFERENCE AND FIGURE*	DESCRIPCIÓN Y DIMENSIONES *DESCRIPTION AND DIMENSIONS*	CÓDIGO *CODE*	MEDIDA *SIZE*	PESO *WEIGHT*	CAJA / *BOX CARTON*	P.V.P. € *PRICE €*

2015

Válvula esfera paso total 2 piezas
Const.: AISI 316 - juntas y asientos PTFE+FV extremos: rosca gas DIN - 2999 tórica eje: vitón. PN - 63
Temp. -25ºC + 180ºC. Mando manual por palanca. Montaje directo s/ISO 5211con sistema de bloqueo.

2 pcs full bore ball valve
Const. AISI 316 seats and seals PTFE + GF gas threaded ends DIN 2999. O'ring stem: viton. PN-63.
Temp. -25ºC+180ºC. Manually operated by handle.
Direct assembling ISO 5211with locking system.

MED.	A	M	L	ISO 5211
1/4"	62	112	50	F - 03
3/8"	62	112	50	F- 03
1/2"	63	112	55	F- 04
3/4"	70	138	70	F-04/F-05
1"	70	160	83	F-04/F-05
1 1/4"	88	160	91	F-05/ F-07
1 1/2"	94	205	103	F-05/ F-07
2"	100	205	120	F-05/ F-07

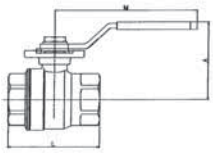

CÓDIGO *CODE*	MEDIDA *SIZE*	PESO *WEIGHT*	CAJA / *BOX CARTON*	P.V.P. € *PRICE €*
2015 02	1/4"	0,296	10-60	**17,53**
2015 03	3/8"	0,296	10-60	**17,53**
2015 04	1/2"	0,350	8-48	**18,58**
2015 05	3/4"	0,560	4-24	**28,18**
2015 06	1"	0,780	4-24	**35,71**
2015 07	1 1/4"	1,355	2-12	**51,43**
2015 08	1 1/2"	1,906	2-6	**66,64**
2015 09	2"	2,830	1-6	**94,12**

2025
2025N

Válvula esfera paso total 3 piezas
Rosca BSP, también disponible con rosca NPT (2025N)
Const.: acero inox. CF8M (316) microfusión rosca gas DIN 2999. Juntas y asientos PTFE+15% FV tórica eje: vitón. PN - 63. Temp. -25ºC + 180ºC. Montaje directo s/ISO 5211 con sistema de bloqueo.

3 pcs full bore ball valve (2025n npt thread)
BSP thread, also available with NPT thread (2025N)
Const.: stainless steel CF8M (316) investment casting gas thread DIN 2999. Seats and seats: PTFE +15% GF o'ring stem: viton PN-63. Temp. -25ºC +180ºC.
Direct assembling ISO 5211 with locking system.

MED.	P	L	A	M	ISO 5211
1/4"	11	47,6	60	112	F-03
3/8"	12,7	47,6	60	112	F-03
1/2"	15	56	60	112	F-03/ F-04
3/4"	20	73	70	138	F-04/F-05
1"	25	82	70	138	F-04/F-05
1 1/4"	32	91	88	160	F-05/ F-07
1 1/2"	40	104	94	205	F-05/ F-07
2"	50	120	100	205	F-05/ F-07
2 1/2"	65	155	150	330	F- 07/ F-10
3"	80	182	165	330	F- 07/ F-10
4"	100	220	175	340	F- 07/ F-10

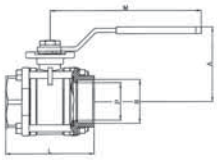

CÓDIGO *CODE*	MEDIDA *SIZE*	PESO *WEIGHT*	CAJA / *BOX CARTON*	P.V.P. € *PRICE €*
2025 02	1/4"	0,390	10-60	**17,27**
2025 03	3/8"	0,380	10-60	**17,27**
2025 04	1/2"	0,440	8-48	**18,78**
2025 05	3/4"	0,820	4-24	**29,37**
2025 06	1"	1,020	4-24	**35,68**
2025 07	1 1/4"	1,790	2-12	**56,21**
2025 08	1 1/2"	2,460	4-8	**75,10**
2025 09	2"	3,470	2-4	**105,91**
2025 10	2 1/2"	8,500	1-4	**260,31**
2025 11	3"	12,400	1-2	**363,13**
2025 12	4"	19,650	1-1	**614,87**

Precios rosca NPT a consultar / *NPT thread prices on request*

2026

Válvula esfera paso total 3 piezas. Butt weld ANSI B 16.25
Const.: acero inox. CF8M (316) microfusión.
Juntas y asientos PTFE+15% FV tórica eje: vitón PN - 63.
Temp. -25ºC + 180ºC. Mando manual por palanca. Montaje directo S/ ISO 5211 con sistema de bloqueo.

3 pcs full bore ball valve. butt weld ANSI B 16.25
Const.: stainless steel CF8M (316) investment casting gas thread DIN 2999. Seats and seats: PTFE +15% GF o'ring stem: viton PN-63. Temp. -25ºC +180ºC.
Manually operated by handle.
Direct assembling ISO 5211 with locking system.

MED.	P	L	A	M	T	B	ISO 5211
1/4"	11	47,6	60	112	13	11	F-03
3/8"	12,7	47,6	60	112	14,7	12,7	F-03
1/2"	15	56	60	112	17	15	F-03/ F-04
3/4"	20	73	70	138	22	20	F-04/F-05
1"	25	82	70	138	28	25	F-04/F-05
1 1/4"	32	91	88	160	35	32	F-05/ F-07
1 1/2"	40	104	94	205	43	40	F-05/ F-07
2"	50	120	100	205	54	50	F-05/ F-07
2 1/2"	65	155	150	330	69	65	F- 07/ F-10
3"	80	182	165	330	87	80	F- 07/ F-10
4"	100	230	175	340	105	100	F- 07/ F-10

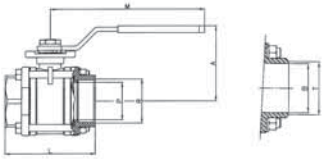

CÓDIGO *CODE*	MEDIDA *SIZE*	PESO *WEIGHT*	CAJA / *BOX CARTON*	P.V.P. € *PRICE €*
2026 02	1/4"	0,374	10-60	**17,27**
2026 03	3/8"	0,375	10-60	**17,27**
2026 04	1/2"	0,440	8-48	**18,78**
2026 05	3/4"	0,808	4-24	**29,37**
2026 06	1"	0,994	4-24	**35,68**
2026 07	1 1/4"	1,775	2-12	**56,21**
2026 08	1 1/2"	2,347	4-8	**75,10**
2026 09	2"	3,280	2-4	**105,91**
2026 10	2 1/2"	8,550	1-4	**260,31**
2026 11	3"	11,859	1-2	**363,13**
2026 12	4"	20,300	1-1	**614,87**

REFERENCIA Y FIGURA *REFERENCE AND FIGURE*	DESCRIPCIÓN Y DIMENSIONES *DESCRIPTION AND DIMENSIONS*	CÓDIGO *CODE*	MEDIDA *SIZE*	PESO *WEIGHT*	CAJA / *BOX CARTON*	P.V.P. € *PRICE €*

2027

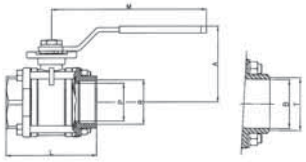

Válvula esfera paso total 3 piezas socket weld ANSI B 16.11
Const.: acero inox. CF8M (316) microfusión. Juntas y asientos PTFE+15% FV tórica eje: vitón. PN - 63.
Temp.-25ºC + 180ºC mando manual por palanca. Montaje directo s/DIN 5211 con sistema de bloqueo.

3 pcs full bore ball valve socket weld ANSI B 16.11
Const.: stainless steel CF8M (316) investment casting.
Seats and seals: PTFE +15% GF o'ring stem: viton. PN-63.
Temp. -25ºC +180ºC. Manually operated by handle. Direct assembling ISO 5211with locking system.

MED.	P	L	A	M	S	K	ISO 5211
1/4"	11	47,6	60	112	14,1	10	F - 03
3/8"	12,7	47,6	60	112	17,6	10	F - 03
1/2"	15	56	60	112	21,7	10	F-03/ F-04
3/4"	20	73	70	138	27,1	14	F-04/F-05
1"	25	82	70	138	33,8	14	F-04/F-05
1 1/4"	32	91	88	160	42,6	15	F-05/ F-07
1 1/2"	40	104	94	205	48,7	15	F-05/ F-07
2"	50	120	100	205	61,1	19	F-05/ F-07
2 1/2"	65	155	150	330	73,8	21	F-07/ F-10
3"	80	182	165	330	89,8	24	F-07/ F-10
4"	100	220	175	340	115,5	35	F-07/ F-10

2027 02	1/4"	0,380	10-60	**17,27**
2027 03	3/8"	0,387	10-60	**17,27**
2027 04	1/2"	0,440	8-48	**18,78**
2027 05	3/4"	0,820	4-24	**29,37**
2027 06	1"	1,020	4-24	**35,68**
2027 07	1 1/4"	1,780	2-12	**56,21**
2027 08	1 1/2"	2,470	4-8	**75,10**
2027 09	2"	3,400	2-4	**105,91**
2027 10	2 1/2"	8,800	1-4	**260,31**
2027 11	3"	12,350	1-2	**363,13**
2027 12	4"	19,600	1-2	**614,87**

2034
2034N

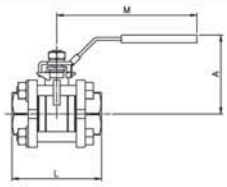

Válvula esfera paso total 3 piezas.
Rosca BSP, también disponible con rosca NPT (2034N)
Const. acero al carbono "WCB" (microfusión).
Esfera y eje inoxidable 316. Rosca gas DIN 2999.
Asientos PTFE + 15% FV. 1000 wog. Temp. -25ºC + 180ºC.
Mando manual por palanca con sistema de bloqueo.

3 pcs full bore ball valve
BSP thread, also available with NPT thread (2034N)
Const. carbon steel "WCB" (investment casting).
Ball and stem: stainless steel 316. Gas thread DIN 2999.
Seats: PTFE + 15% GF. 1000 wog. Temp. -25ºC + 180 ºC.
Manually operated by handle with locking system.

MED.	A	L	M
1/4"	48	50	100
3/8"	48	50	100
1/2"	50	61	103
3/4"	60	70	127
1"	64	80	127
1 1/4"	79	93	154
1 1/2"	85	102	154
2"	87	124	192
2 1/2"	117	156	244
3"	125	179	244
4"	173	218	330

2034 02	1/4"	0,290	-	**11,55**
2034 03	3/8"	0,290	-	**11,55**
2034 04	1/2"	0,390	-	**14,94**
2034 05	3/4"	0,610	-	**19,03**
2034 06	1"	0,860	-	**24,27**
2034 07	1 1/4"	1,370	-	**38,03**
2034 08	1 1/2"	2,040	-	**46,62**
2034 09	2"	3,740	-	**85,30**
2034 10	2 1/2"	6,440	-	**152,91**
2034 11	3"	10,200	-	**218,20**
2034 12	4"	20,490	-	**442,78**

Precios rosca NPT a consultar / *NPT thread prices on request*

2034S

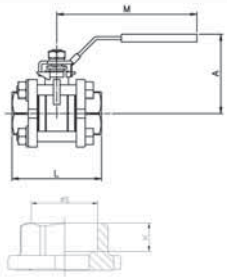

Válvula esfera paso total 3 piezas socket weld ANSI B 16.11
Const. acero al carbono "WCB" (microfusión).
Esfera y eje inoxidable 316.
Asientos PTFE + 15% FV. 1000 wog. Temp. –25 ºC + 180 ºC.
Mando manual por palanca con sistema de bloqueo.

3 pcs full bore ball valve socket weld ANSI B 16.11
Const. carbon steel " WCB" (investment casting).
Ball and stem: stainless steel 316.
Seats: PTFE + 15% GF. 1000 wog. Temp. –25 ºC + 180 ºC.
Manually operated by handle with locking system.

MED.	A	L	M	S	K
1/4"	48	50	100	14,1	10
3/8"	48	50	100	17,6	10
1/2"	50	61	103	21,7	10
3/4"	60	70	127	27,1	14
1"	64	80	127	33,8	14
1 1/4"	79	93	154	42,6	15
1 1/2"	85	102	154	48,7	15
2"	87	124	192	61,1	19
2 1/2"	117	156	244	73,8	21
3"	125	179	244	89,8	24
4"	173	218	330	115,5	25

2034S 02	1/4"	0,290	-	**11,55**
2034S 03	3/8"	0,290	-	**11,55**
2034S 04	1/2"	0,390	-	**14,94**
2034S 05	3/4"	0,610	-	**19,03**
2034S 06	1"	0,860	-	**24,27**
2034S 07	1 1/4"	1,370	-	**38,03**
2034S 08	1 1/2"	2,040	-	**46,62**
2034S 09	2"	3,740	-	**85,30**
2034S 10	2 1/2"	6,440	-	**152,91**
2034S 11	3"	10,200	-	**218,20**
2034S 12	4"	20,490	-	**442,78**

REFERENCIA Y FIGURA *REFERENCE AND FIGURE*	DESCRIPCIÓN Y DIMENSIONES *DESCRIPTION AND DIMENSIONS*	CÓDIGO *CODE*	MEDIDA *SIZE*	PESO *WEIGHT*	P.V.P. € *PRICE €*

2035

Válvula esfera paso reducido 1 pieza
Const. cuerpo: acero carbono DIN st- 37.
Extremos prolongados para soldar.
Esfera INOX. 304. Eje INOX. 303. Asientos PTFE + grafito.
Tóricas eje viton. PN 25/40. Temp. -30ºC + 200ºC.
Mando manual por palanca hasta 6". Reductor manual >6".

1 pc reduce bore ball valve. District heating
Const. carbon steel DIN st-37. Extended butt weld ends.
Ball: SS 304. stem: ss 303. Seats: PTFE + graphite.
O'rings stem: viton. PN 25/40. Temp. -30ºC + 200ºC.
Manually operated by handle, until 6". Gear operator >6"

DN	PN	D	D1	D2	S	H	H1	A	L
15	40	10	21,3	38	2,5	100	40	120	230
20	40	15	26,9	42	3	100	40	120	230
25	40	20	33,7	51	3	105	40	150	230
32	40	25	42,4	57	3	105	40	150	260
40	40	32	48,3	76,1	3	125	59	190	260
50	40	40	60,3	88,9	3	130	59	190	300
65	25	50	76,1	108	3	180	71	280	300
80	25	65	88,9	127	4	190	77	280	300
100	25	80	114,3	153	4	220	92	280	325
125	25	100	139,7	177,8	4,5	245	95	420	325
150	25	125	168,3	219,1	6	265	103	550	350
200	25	150	219,1	273	6	***	***	***	400
250	25	200	273	355,6	7	***	***	***	530
300	25	250	323,9	457	8	***	***	***	550

2035 04	1/2"	0,800	**23,05**
2035 05	3/4"	1,000	**25,84**
2035 06	1"	1,300	**34,46**
2035 07	1 1/4"	1,600	**42,16**
2035 08	1 1/2"	2,200	**60,14**
2035 09	2"	3,000	**67,92**
2035 10	2 1/2"	4,800	**103,68**
2035 11	3"	6,700	**138,22**
2035 12	4"	9,900	**197,41**
2035 13	5"	14,500	**314,27**
2035 14	6"	23,500	**437,14**
2035 16	8"	56,000	**919,04**
2035 18	10"	100,000	**1862,30**
2035 20	12"	152,000	**2725,31**

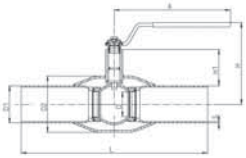

2036

Válvula esfera paso reducido 1 pieza. Extremos bridados DIN
PN 40/16 (según medida). Const. acero carbono DIN ST-37.
Esfera INOX. 304. Eje INOX. 303. Asientos PTFE + grafito.
Tóricas eje viton. Temp. -30ºc +200ºc.
Mando manual por palanca hasta 6". Reductor manual >6".
Distancia entre bridas según DIN 3202.

1 pcs reduce bore ball valve. DIN flanged ends.
PN 40/16 (depending on the size). Const. carbon steel DIN st-37.
Ball: SS 304. Stem: SS 303. Seats: PTFE + graphite.
O'rings stem: viton. Temp. -30ºC + 200ºC.
Manually operated by handle until 6". Gear operator >6".
Face to face according to: DIN 3202.

DN	PN	D	L	A	M
15	40	95	130	100	120
20	40	105	150	100	120
25	40	115	160	105	160
32	40	140	180	105	160
40	40	150	200	125	190
50	40	165	230	130	190
65	16	185	270	180	280
80	16	200	280	190	280
100	16	220	300	220	280
125	16	250	325	245	420
150	16	285	350	265	420
200	16	340	400	***	***
250	16	405	500	***	***
300	16	460	500	***	***

2036 04	1/2"	1,800	**39,03**
2036 05	3/4"	2,400	**46,48**
2036 06	1"	2,900	**57,34**
2036 07	1 1/4"	4,700	**86,97**
2036 08	1 1/2"	5,400	**111,06**
2036 09	2"	7,200	**133,45**
2036 10	2 1/2"	9,700	**200,95**
2036 11	3"	11,500	**259,53**
2036 12	4"	16,800	**389,65**
2036 13	5"	23,600	**457,17**
2036 14	6"	32,000	**634,76**
2036 16	8"	58,000	**1398,99**
2036 18	10"	99,000	**2599,06**
2036 20	12"	138,000	**3802,85**

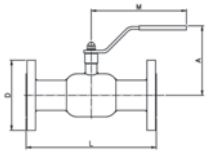

2040
2041

Válvula esfera 3 vías paso reducido
Art. 2040: Paso tipo L / Art. 2041: Paso tipo T
Const.: AISI 316 - Cuatro asientos PTFE+FV juntas cuerpo y eje:
PTFE tórica eje: Vitón. Extremos: Rosca gas DIN 2999.
PN 63. Temp.-30ºC +180ºC. Montaje directo S/ISO 5211.
Mando manual por palanca con sistema de bloqueo.

3 Ways ball valve reduced bore
Art. 2040: "L" bore / Art, 2041: "T" bore
Const.: AISI 316; Four seats PTFE + GF body and stem seats:
PTFE o'ring stem: Viton. Gas threaded ends DIN 2999. PN 63.
Temp. -30ºC +180ºC. Direct assembling S/ISO 5211.
Manually operated by handle with locking system.

ART.	PASO / TIPO	1	2	3	4
2040	L	1 2 3	1 2 3	1 2 3	1 2 3
2041	T	1 2 3	1 2 3	1 2 3	1 2 3

MED.	P	A	B	L	M
1/4"	9,5	66	57,5	75	130
3/8"	11	66	57,5	75	130
1/2"	12	66	57,5	75	130
3/4"	15	72	65,5	85	161
1"	20	77	79	100	161
1 1/4"	25	92	97	122	203
1 1/2"	32	96	106,5	131	203
2"	40	107	129	158	203
2 1/2"	49	135	145	178	254

2040			
2041 02	1/4"	0,700	**58,64**
2041 03	3/8"	0,670	**58,64**
2041 04	1/2"	0,630	**60,11**
2041 05	3/4"	0,950	**72,60**
2041 06	1"	1,400	**100,30**
2041 07	1 1/4"	2,900	**157,19**
2041 08	1 1/2"	3,600	**211,82**
2041 09	2"	6,250	**350,90**
2041 10	2 1/2"	8,950	**561,38**

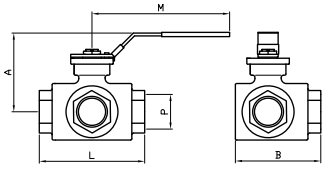

REFERENCIA Y FIGURA *REFERENCE AND FIGURE*	DESCRIPCIÓN Y DIMENSIONES *DESCRIPTION AND DIMENSIONS*	CÓDIGO *CODE*	MEDIDA *SIZE*	PESO *WEIGHT*	P.V.P. € *PRICE €*

2052

Válvula esfera paso total fondo de cubas.
Const. acero inox. CF8M (316) y 316l (fondo de cubas).
Extremo rosca gas DIN 2999 y fondo de cubas.
Asientos PTFE + 15% FV. Tórica eje vitón.
PN 63. Temp. -25 ºC + 180 ºC. Montaje directo S/ISO 5211.
Mando manual por palanca con sistema de bloqueo.

Tank bottom full bore ball valve.
Const. stainless steel CF8M (316) and 316l (tank bottom).
Ends: gas thread DIN 2999 and tank bottom.
Seats: PTFE + 15% FV. O'ring stem: viton. PN 63.
Temp. -25 ºC + 180 ºC. Direct assembling ISO 5211.
Manually operated by handle with locking system.

MED.	A	L	M	T
1/2"	60	65,5	112	24
3/4"	70	76,2	138	30
1"	70	83,3	138	33,5
1 1/4"	88	91,3	160	41,5
1 1/2"	94	103,3	205	51,5
2"	100	116,5	205	63
2 1/2"	150	147,3	330	83,5
3"	165	169	330	100
4"	175	198	340	118,5

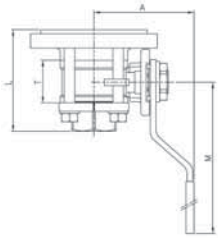

CÓDIGO *CODE*	MEDIDA *SIZE*	PESO *WEIGHT*	P.V.P. € *PRICE €*
2052 04	1/2"	0,720	**167,82**
2052 05	3/4"	1,165	**196,91**
2052 06	1"	1,500	**230,09**
2052 07	1 1/4"	2,530	**376,27**
2052 08	1 1/2"	3,360	**394,65**
2052 09	2"	4,630	**517,68**
2052 10	2 1/2"	10,285	**817,95**
2052 11	3"	13,480	**1035,41**
2052 12	4"	21,830	**1459,66**

2053

Válvula esfera paso total fondo de cubas.
Const. acero inox. CF8M (316) y 316l (fondo de cubas).
Extremo butt weld ANSI B 16.25 y fondo de cubas.
Asientos PTFE + 15% FV. Tórica eje vitón.
PN 63. Temp. -25 ºC + 180 ºC. Montaje directo s/ISO 5211.
Mando manual por palanca con sistema de bloqueo.

Tank bottom full bore ball valve.
Const. stainless steel CF8M (316) and 316l (tank bottom).
Ends: butt weld ANSI B 16.25 and tank bottom.
Seats: PTFE + 15% FV. O'ring stem: viton.
PN 63. Temp. -25 ºC + 180 ºC. Direct assembling ISO 5211.
Manually operated by handle with locking system.

MED.	A	L	M	T
1/2"	60	65,5	112	24
3/4"	70	76,2	138	30
1"	70	83,3	138	33,5
1 1/4"	88	91,3	160	41,5
1 1/2"	94	103,3	205	51,5
2"	100	116,5	205	63
2 1/2"	150	147,3	330	83,5
3"	165	169	330	100
4"	175	203	340	118,5

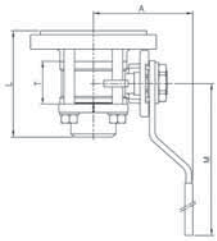

2053 04	1/2"	0,720	**167,82**
2053 05	3/4"	1,155	**196,91**
2053 06	1"	1,480	**230,09**
2053 07	1 1/4"	2,535	**376,27**
2053 08	1 1/2"	3,345	**394,65**
2053 09	2"	4,590	**517,68**
2053 10	2 1/2"	10,200	**817,95**
2053 11	3"	13,480	**1035,41**
2053 12	4"	21,830	**1459,66**

2102
D2102

Válvula de compuerta con cierre de EPDM y cuerpo de fundición nodular PN16
Vástago fijo. Diseño según DIN 3352, DIN 2501, DIN 3202-F4 apta para conducción de agua. Temp. máx. de trabajo 80ºC.

Gate valve with EPDM seal and ductile iron body PN 16
Fixed stem. Design according to DIN 3352,DIN 2501, DIN 3202-F4. Suitable for water conduction.
Max. working Temp. 80ºC.

DN	A	B	C	D
50	150	240	180	165
65	170	270	180	185
80	180	300	200	200
100	190	330	250	220
125	200	375	280	250
150	210	425	280	285
200	230	515	320	340
250	250	600	350	405
300	270	685	400	460

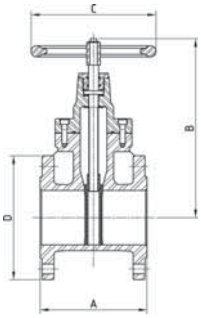

Art. D2102. Adaptador opcional
Art. D2102. Optional adapter

2102 09	2"	11,600	**87,39**
2102 10	2 1/2"	14,700	**110,37**
2102 11	3"	16,500	**136,84**
2102 12	4"	23,200	**179,06**
2102 13	5"	35,000	**245,69**
2102 14	6"	41,300	**327,58**
2102 16	8"	66,000	**529,17**
2102 18	10"	98,000	**758,71**
2102 20	12"	125,300	**1135,95**

D2102 09	2"		**10,53**
D2102 10	2 1/2" - 4"		**17,55**
D2102 13	5"- 6"		**17,55**
D2102 16	8"		**17,55**
D2102 18	10"-12"		**19,89**

REFERENCIA Y FIGURA *REFERENCE AND FIGURE*	DESCRIPCIÓN Y DIMENSIONES *DESCRIPTION AND DIMENSIONS*	CÓDIGO *CODE*	MEDIDA *SIZE*	PESO *WEIGHT*	P.V.P. € *PRICE €*

2104
5104

Válvula mariposa tipo wafer
Montaje entre bridas PN 10/16 - ANSI 150 lbs.
Cuerpo, eje y disco: inoxidable 316 (CF8M).
Asiento: PTFE con base de EPDM. Temp. -25 ºC + 180ºC.
Mando manual por palanca de inoxidable hasta 5",
mayor de 5"con reductor. Longitud entre caras según DIN 3202K1.
Art. 5104 de 2" a 5" con reductor manual

Wafer type butterfly valve
Mounting between flanges PN 10/16 - ANSI 150 lbs.
Body, stem and disc: stainless steel 316 (CF8M).
Seat: PTFE with EPDM backup ring. Temp. -25 ºC +180 ºC.
Manually operated by stainless steel handle until 5",
from 5" with gear operator. Face to face according to DIN 3202 k1.
Art. 5104 from 2" to 5" with gear operator.

MED.	L	A1	A2	D	P
2"	43	168	74	65	270
2 1/2"	46	170	82	65	270
3"	46	170	90	65	270
4"	52	190	116	90	270
5"	56	206	132	90	270
6"	56	222	145	90	***
8"	60	274	180	125	***

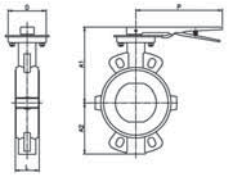

CÓDIGO *CODE*	MEDIDA *SIZE*	PESO *WEIGHT*	P.V.P. € *PRICE €*
2104 09	2"	3,800	**357,66**
2104 10	2 1/2"	4,400	**432,97**
2104 11	3"	4,900	**527,09**
2104 12	4"	6,500	**677,70**
2104 13	5"	8,200	**828,19**
2104 14	6"	9,600	**1035,36**
2104 16	8"	14,700	**1807,17**
5104 09	2"	5,250	**459,65**
5104 10	2 1/2"	5,850	**642,74**
5104 11	3"	6,350	**633,11**
5104 12	4"	7,950	**787,28**
5104 13	5"	9,650	**943,39**

2108
5108

Válvula mariposa tipo Lug.
Montaje entre bridas PN 10/16,
PN 16 ≤ DN 150 – PN 10 ≥ DN 200
Cuerpo fundición nodular GGG-40. Disco CF8M (316)
Elastómero EPDM. Tóricas eje NBR.
Temperatura de trabajo -20ºC + 120ºC.
Montaje actuador s / ISO 5211. Palanca hasta 10".
Reductor manual a partir de 12".
Art. 5108: de 2" a 10" con reductor manual.

Lug type butterfly valve.
Mounting between DIN PN 10/16 flanges
PN 16 ≤ DN 150 – PN 10 ≥ DN 200
Body: ductil iron GGG-40. Disc: CF8M (316)
Seat: EPDM. Stem o'ring NBR.
Working temperature -20ºC +120 ºC.
Mounting actuator according to ISO 5211 std.
Handle up to 10" with gear operator from 12".
Art. 5108: from 2" to 10" with gear operator.

MED.	L	A1	A2	D	P
2"	43	191	79	90	270
2 1/2"	46	190	93	90	270
3"	46	195	103	90	270
4"	52	215	120	90	270
5"	56	240	133	90	270
6"	56	240	158	125	300
8"	60	280	180	125	300
10"	68	325	216	125	300
12"	78	351	251	150	****

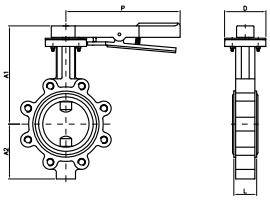

2108 09	2"	4,800	**48,61**
2108 10	2 1/2"	5,500	**58,87**
2108 11	3"	7,000	**65,95**
2108 12	4"	8,100	**88,65**
2108 13	5"	10,900	**128,55**
2108 14	6"	14,000	**153,85**
2108 16	8"	19,400	**245,12**
2108 18	10"	28,500	**397,29**
2108 20	12"	49,600	**617,35**
5108 09	2"	8,100	**261,65**
5108 10	2 1/2"	8,800	**303,41**
5108 11	3"	10,300	**329,15**
5108 12	4"	11,400	**411,19**
5108 13	5"	14,200	**556,25**
5108 14	6"	17,300	**641,01**
5108 16	8"	29,400	**1003,64**
5108 18	10"	38,500	**1543,97**

REFERENCIA Y FIGURA *REFERENCE AND FIGURE*	DESCRIPCIÓN Y DIMENSIONES *DESCRIPTION AND DIMENSIONS*	CÓDIGO *CODE*	MEDIDA *SIZE*	PESO *WEIGHT*	P.V.P. € *PRICE €*

2108A
5108A

Válvula mariposa tipo Lug.
Montaje entre bridas ANSI 125 / 150
Cuerpo fundición nodular GGG-40. Disco CF8M (316)
Elastómero EPDM. Tóricas eje NBR.
Temperatura de trabajo -20ºC + 120ºC.
Montaje actuador s / ISO 5211. Palanca hasta 10”.
Reductor manual a partir de 12”.
Art. 5108A: de 2” a 10” con reductor manual.

Lug type butterfly valve.
Mounting between ANSI class 125 / 150 flanges
Body: ductil iron GGG-40. Disc: CF8M (316)
Seat: EPDM. Stem o’ring NBR.
Working temperature -20ºC +120 ºC.
Mounting actuator according to ISO 5211 std.
Handle up to 10” with gear operator from 12”.
Art. 5108A: from 2” to 10” with gear operator.

MED.	L	A1	A2	D	P
2"	43	191	79	90	270
2 1/2"	46	190	93	90	270
3"	46	195	103	90	270
4"	52	215	120	90	270
5"	56	240	133	90	270
6"	56	240	158	125	300
8"	60	280	180	125	300
10"	68	325	216	125	300
12"	78	351	251	150	****
14"	78	346	262	150	***
16"	102	375	301	175	***
18"	114	400	333	175	***
20"	127	432	366	175	***

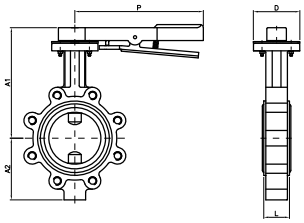

CÓDIGO *CODE*	MEDIDA *SIZE*	PESO *WEIGHT*	P.V.P. € *PRICE €*
2108A 09	2"	4,500	**48,61**
2108A 10	2 1/2"	5,000	**58,87**
2108A 11	3"	5,200	**65,95**
2108A 12	4"	8,200	**88,65**
2108A 13	5"	10,000	**128,55**
2108A 14	6"	13,500	**153,85**
2108A 16	8"	17,500	**245,12**
2108A 18	10"	28,200	**397,29**
2108A 20	12"	53,000	**617,35**
2108A 22	14"	69,000	**1218,72**
2108A 24	16"	97,000	**1776,10**
2108A 26	18"	143,000	**2310,08**
2108A 28	20"	180,000	**3337,41**
5108A 09	2"	7,800	**261,65**
5108A 10	2 1/2"	8,300	**303,41**
5108A 11	3"	8,500	**329,15**
5108A 12	4"	11,500	**411,19**
5108A 13	5"	13,300	**556,25**
5108A 14	6"	16,800	**641,01**
5108A 16	8"	27,500	**1003,64**
5108A 18	10"	38,200	**1543,97**

2103
5103

Válvula mariposa tipo wafer
PN-10/16. ANSI 150 lbs.
Cuerpo hierro fundido.+epoxy.
Disco fdon.nodular zincado. Elastómero EPDM.
Toricas eje NBR. Temp. Máx. 120ºc.
Brida montaje actuadores s/ISO 5211.
Palanca hasta 10” reductor manual a partir de 12”.
Art. 5103: de 2” a 10” con reductor manual

Wafer type butterfly valve
PN 10/16 ANSI 150 lbs.
Body: cast iron + epoxy disk: zinc plated elastomer:
EPDM. O’ring stem: NBR
Max. Temp. 120ºc. Flanges mounted actuators ISO 5211
handle up to 10” with gear operator from 12” .
Art. 5103 - from 2” to 10” with gear operator.

MED.	L	A1	A2	D	P	PN
2"	43	200	75	90	270	16
2 1/2"	46	200	85	90	270	16
3"	46	200	100	90	270	16
4"	52	220	120	90	270	16
5"	56	250	125	90	270	16
6"	56	250	150	125	300	16
8"	60	300	150	125	300	16
10"	68	330	200	125	300	16
12"	78	360	250	150	***	16
14"	78	390	260	150	***	10
16"	102	420	300	175	***	10
18"	114	445	330	175	***	10
20"	127	480	370	175	***	10

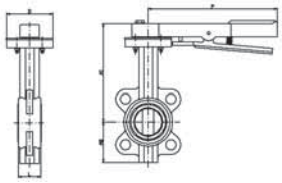

CÓDIGO *CODE*	MEDIDA *SIZE*	PESO *WEIGHT*	P.V.P. € *PRICE €*
2103 09	2"	4,100	**35,00**
2103 10	2 1/2"	4,400	**42,34**
2103 11	3"	4,800	**46,82**
2103 12	4"	6,400	**49,60**
2103 13	5"	7,900	**59,89**
2103 14	6"	10,300	**71,08**
2103 16	8"	15,200	**106,11**
2103 18	10"	22,100	**201,94**
2103 20	12"	41,500	**347,22**
2103 22	14"	57,500	**384,72**
2103 24	16"	77,600	**858,73**
2103 26	18"	118,500	**1156,30**
2103 28	20"	151,500	**1849,84**
5103 09	2"	7,400	**122,66**
5103 10	2 1/2"	7,700	**135,71**
5103 11	3"	8,100	**141,05**
5103 12	4"	9,700	**143,88**
5103 13	5"	11,200	**156,20**
5103 14	6"	13,600	**162,66**
5103 16	8"	18,500	**231,59**
5103 18	10"	25,400	**331,83**

REFERENCIA Y FIGURA *REFERENCE AND FIGURE*	DESCRIPCIÓN Y DIMENSIONES *DESCRIPTION AND DIMENSIONS*	CÓDIGO *CODE*	MEDIDA *SIZE*	PESO *WEIGHT*	P.V.P. € *PRICE €*

2109
5109

Válvula mariposa tipo wafer
PN-10/16. ANSI 150 lbs.
Cuerpo hierro fundido. +epoxy disco acero inox. AISI 316.
Elastómero EPDM. Tóricas eje NBR. Temp. máx. 120ºC.
Brida montaje actuadores S/ISO 5211. Palanca hasta 10" reductor manual a partir de 12".
Art. 5109 - de 2" a 10" con reductor manual

Wafer type butterfly valve
PN 10/16. ANSI 150 lbs.
Body: cast iron +epoxy disc: stainless steel AISI 316.
Elastomer: EPDM. O'ring stem: NBR. Max. Temp. 120ºC.
Flanges mounted actuators ISO 5211.
Handle up to 10" with gear operator from 12" .
Art. 5109 - from 2" to 10" with gear operator.

MED.	L	A1	A2	D	P	PN
2"	43	200	75	90	270	16
2 1/2"	46	200	85	90	270	16
3"	46	200	100	90	270	16
4"	52	220	120	90	270	16
5"	56	250	125	90	270	16
6"	56	250	150	125	300	16
8"	60	300	150	125	300	16
10"	68	330	200	125	300	16
12"	78	360	250	150	**	16
14"	78	390	260	150	**	10
16"	102	420	300	175	**	10
18"	114	445	330	175	**	10
20"	127	480	370	175	**	10

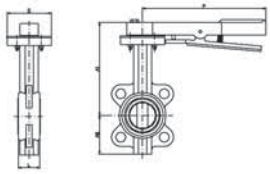

CÓDIGO *CODE*	MEDIDA *SIZE*	PESO *WEIGHT*	P.V.P. € *PRICE €*
2109 09	2"	4,100	**42,60**
2109 10	2 1/2"	4,400	**51,29**
2109 11	3"	4,800	**58,81**
2109 12	4"	6,400	**72,99**
2109 13	5"	7,900	**90,14**
2109 14	6"	10,300	**112,74**
2109 16	8"	15,200	**198,77**
2109 18	10"	22,100	**270,66**
2109 20	12"	41,500	**498,15**
2109 22	14"	57,500	**697,51**
2109 24	16"	77,600	**1272, 23**
2109 26	18"	118,500	**1719,71**
2109 28	20"	151,500	**2751,62**
5109 09	2"	7,400	**131,86**
5109 10	2 1/2"	7,700	**146,96**
5109 11	3"	8,100	**155,58**
5109 12	4"	9,700	**172,73**
5109 13	5"	11,200	**194,24**
5109 14	6"	13,600	**213,13**
5109 16	8"	18,500	**338,34**
5109 18	10"	25,400	**407,80**

Válvula con elastómero NBR (2109B). Precios a consultar
NBR elastomer valve (2109B). Prices on request.

2105

Tipo Wafer. Válvula esfera paso total 1 pieza montaje entre bridas PN-16
Cuerpo: acero carbono A-105 bola eje y tapa: inox. AISI 304
Asientos y juntas: PTFE Temp. -20 ºC +180 ºC.
Mando manual por palanca.

Wafer type. 1 pc full bore ball valve mounting between flanges PN16
Body: carbon steel A-105. Ball, stem and cover: stainless steel AISI 304. Seats and seals: PTFE Temp. –20ºC +180ºC.
Manually operated by handle.

MED.	D	D1	C	H	L	M	rM
1"	110	108	85	95	46	185	4xM12
1 1/4"	130	128	100	110	55	280	4xM16
1 1/2"	140	138	110	110	66	280	4xM16
2"	150	148	125	120	72	280	4xM16
2 1/2"	170	168	145	150	98	360	4xM16
3"	190	188	160	160	120	360	8xM16
4"	220	220	180	180	140	480	8xM16

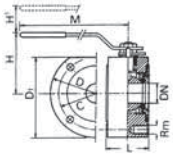

2105 06	1"	2,700	**83,08**
2105 07	1 1/4"	4,600	**113,85**
2105 08	1 1/2"	6,300	**138,46**
2105 09	2"	7,850	**170,77**
2105 10	2 1/2"	13,800	**276,92**
2105 11	3"	20,650	**353,85**
2105 12	4"	31,200	**544,62**

2110

Tipo Wafer. Válvula esfera paso total 1 pieza montaje entre bridas PN-16
Cuerpo bola y eje: inox. AISI 316.
Asientos y juntas: PTFE Temp. -20ºC +180ºC.
Mando manual por palanca.

Wafer type. 1 pc full bore ball valve mounting between flanges PN-16
Body ball and stem: stainless steel AISI 316.
Seats and seals: PTFE Temp. –20ºc +180ºc.
Manually operated by handle.

MED.	D	D1	C	H	L	M	rM
1/2"	90	88	65	90	32	130	4xM12
3/4"	100	98	75	90	42	180	4xM12
1"	110	108	85	90	45	180	4xM12
1 1/4"	130	128	100	110	54	270	4xM16
1 1/2"	140	138	110	110	65	280	4xM16
2"	150	148	125	125	72	280	4xM16
2 1/2"	170	175	145	150	98	360	4xM16
3"	190	188	160	160	118	360	8xM16
4"	220	210	180	180	140	470	8xM16

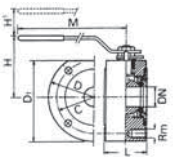

2110 04	1/2"	1,400	**117,65**
2110 05	3/4"	2,200	**147,06**
2110 06	1"	2,750	**176,47**
2110 07	1 1/4"	4,640	**250,00**
2110 08	1 1/2"	6,350	**279,41**
2110 09	2"	7,900	**350,00**
2110 10	2 1/2"	13,900	**597,06**
2110 11	3"	20,900	**779,41**
2110 12	4"	31,300	**1264,71**

REFERENCIA Y FIGURA *REFERENCE AND FIGURE*	DESCRIPCIÓN Y DIMENSIONES *DESCRIPTION AND DIMENSIONS*	CÓDIGO *CODE*	MEDIDA *SIZE*	PESO *WEIGHT*	P.V.P. € *PRICE €*

2115

Tipo wafer. Válvula esfera paso total 1 pieza con cámara de calefacción montaje entre bridas PN-16
Cuerpo: acero al carbono forjado A-105. bola, eje y tapa: inox. AISI 304 asientos y juntas: PTFE. Temp. -20ºC +180ºC. Mando manual por palanca.

Wafer type. 1 pc full bore ball valve with heating chamber mounting between flanges PN-16
Body: forged carbon steel A-105. Ball stem and cover: stainless steel AISI 304. Seats and seals: PTFE Temp. -20ºC +180ºC. Manually operated by handle.

DN	L	d
25	170	3/4"
32	190	3/4"
40	200	3/4"
50	210	3/4"
65	235	3/4"
80	250	3/4"
100	270	3/4"

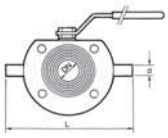

CÓDIGO	MEDIDA	PESO	P.V.P. €
2115 06	1"	3,050	**180,95**
2115 07	1 1/4"	4,730	**230,00**
2115 08	1 1/2"	6,400	**275,00**
2115 09	2"	8,300	**323,33**
2115 10	2 1/2"	13,500	**480,00**
2115 11	3"	20,300	**580,00**
2115 12	4"	32,400	**826,67**

2116

Tipo wafer. Válvula esfera paso total 1 pieza con cámara de calefacción. Montaje entre bridas PN-16
Cuerpo bola y eje: inox. AISI 316. Asientos y juntas: PTFE. Temp. -20ºC +180ºC mando manual por palanca.

Wafer type. 1 pc full bore ball valve with heating chamber mounting between flanges PN-16
Body ball and stem: stainless steel AISI 316. Seats and seals: PTFE Temp. –20ºc +180ºc. Manually operated by handle

DN	L	d
15	150	1/2"
20	160	1/2"
25	170	1/2"
32	190	1/2"
40	200	1/2"
50	210	1/2"
65	235	1/2"
80	250	1/2"
100	270	1/2"

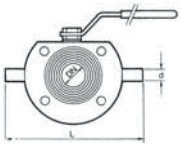

CÓDIGO	MEDIDA	PESO	P.V.P. €
2116 04	1/2"	1,550	**262,50**
2116 05	3/4"	2,350	**286,15**
2116 06	1"	2,950	**335,38**
2116 07	1 1/4"	4,850	**411,76**
2116 08	1 1/2"	6,450	**455,88**
2116 09	2"	8,300	**529,41**
2116 10	2 1/2"	13,700	**805,88**
2116 11	3"	20,450	**1014,71**
2116 12	4"	32,600	**1541,18**

2118

Tipo Wafer. Válvula esfera paso total 1 pieza montaje entre bridas PN-16
Const. acero inox CF8M (316) microfusión. Esfera y eje inoxidable 316. Asientos PTFE + 15% FV. PN-16.
Temp. -25ºC + 180ºC. Montaje directo S/ ISO 5211 (a partir de 1”).
Mando manual por palanca con sistema de bloqueo.

Wafer type. 1 pc full bore ball valve mounting between flanges PN-16
Const. stainless steel CF8M (316) investment casting. Ball and stem: stainless steel 316. Seats: PTFE + 15% GF. PN – 16. Temp. –25 ºc + 180 ºc. Direct assembling ISO 5211 (from 1”) Manually operated by handle with locking system.

MED.	DN	L	M	D	H	nxd
1/2"	15	36	120	95	89	4 x M12
3/4"	20	38	120	105	94	4 x M12
1"	25	50	160	115	90	4 x M12
1 1/4"	32	53	160	140	100	4 x M16
1 1/2"	40	65	200	150	105	4 x M16
2"	50	78	200	165	125	4 x M16
2 1/2"	65	98	255	185	140	4 x M16
3"	80	118	255	200	145	8 x M16
4"	100	140	300	220	175	8 x M16

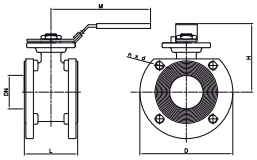

CÓDIGO	MEDIDA	PESO	P.V.P. €
2118 04	1/2"	1,250	**74,18**
2118 05	3/4"	1,600	**90,24**
2118 06	1"	2,300	**109,74**
2118 07	1 1/4"	3,550	**160,97**
2118 08	1 1/2"	4,600	**204,56**
2118 09	2"	6,350	**266,50**
2118 10	2 1/2"	9,650	**416,76**
2118 11	3"	13,800	**565,12**
2118 12	4"	18,600	**790,32**

2220

Válvula de compuerta PN-16
Rosca gas, también disponible con rosca NPT (2220N)
Construcción: inox. CF8M (316) microfusión.
Juntas: PTFE. Conexión: rosca gas DIN 2999. Presión Max.: 16 kgs/cm² a 120ºC 10 kgs/cm² a 180ºC. Temp. Min.-30ºC.

Gate valve PN-16
Gas thread, also available NPT thread (2220N)
Constr. stainless steel CF8M (316) investment casting.
Seats: PTFE: gas threaded ends din 2999.
Max. pressure: 16 kg/cm² at 120ºC 10 kg/cm² at 180ºC minimum temp.:-30ºC.

R	DN	A	L	V
1/2"	15	100	54	60
3/4"	20	110	58	70
1"	25	115	65	70
1 1/4"	32	130	75	80
1 1/2"	40	150	78	90
2"	50	167	87	100

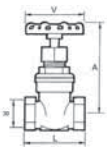

CÓDIGO	MEDIDA	PESO	P.V.P. €
2220 04	1/2"	0,414	**54,26**
2220 05	3/4"	0,578	**67,52**
2220 06	1"	0,740	**83,40**
2220 07	1 1/4"	0,995	**104,18**
2220 08	1 1/2"	1,459	**152,14**
2220 09	2"	1,985	**174,56**

Precios rosca NPT a consultar / *NPT thread prices on request*

REFERENCIA Y FIGURA *REFERENCE AND FIGURE*	DESCRIPCIÓN Y DIMENSIONES *DESCRIPTION AND DIMENSIONS*	CÓDIGO *CODE*	MEDIDA *SIZE*	PESO *WEIGHT*	P.V.P. € *PRICE €*

2221
2222

Válvulas de aguja – 3000 Lbs
Art. 2221. Rosca gas H/H. Art. 2222. Rosca NPT H/H.
Construcción: acero A105 / aguja INOX A182 F316+ T. Térmico
Estopada: PTFE Presión máxima de trabajo 210 Bar.
Temperatura de trabajo -20ºC a 250ºC.

Needle valve – 3000 Lbs
Art. 2221. Gas thread F/F.. Art. 2222. NPT thread F/F.
Constr. steel A105, needle stainless steel A182 F316 + Heat Treatment. Stem packing: PTFE Max. working pressure 210 Bar . Working temperature -20ºC to 250ºC.

MED.	E	H	L	K
1/4"	25	85	50	3
3/8"	30	100	55	4
1/2"	34	115	60	6
3/4"	40	120	70	8
1"	45	138	75	9

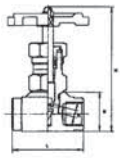

2221			
2222 02	1/4"	0,260	**22,66**
2222 03	3/8"	0,360	**22,74**
2222 04	1/2"	0,530	**25,89**
2222 05	3/4"	0,760	**32,63**
2222 06	1"	1,175	**47,29**

2223
2224

Válvulas de aguja – 3000 Lbs
Art. 2223. Rosca gas H/H. Art. 2224. Rosca NPT H/H.
Construcción: acero inoxidable A182 F316/aguja inox A182 F316 + T. térmico. Estopada: PTFE. Presión máxima de trabajo 210 bar
Temperatura de trabajo: -20ºC a 250 ºC.

Needle valve – 3000 Lbs
Art. 2223. Gas thread F/F. Art. 2224. NPT thread F/F.
Construction: stainless steel A182 F316/needle stainless steel A182 F316+ heat treatment. Stem packing PTFE.
Max. Working pressure 210 bar.
Working temperature -20ºC to 250 ºC

MED.	E	H	L	K
1/4"	25	85	50	3
3/8"	30	100	55	4
1/2"	34	115	60	6
3/4"	40	120	70	8
1"	45	138	75	9
1 1/4"	57	165	90	11
1 1/2"	67	185	100	15
2"	78	195	120	18

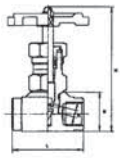

2223			
2224 02	1/4"	0,260	**46,73**
2224 03	3/8"	0,360	**52,84**
2224 04	1/2"	0,530	**54,33**
2224 05	3/4"	0,760	**72,21**
2224 06	1"	1,175	**103,07**
2224 07	1 1/4"	1,850	**195,86**
2224 08	1 1/2"	2,900	**255,54**
2224 09	2"	4,700	**314,52**

2225
2225N

NOVEDAD
NEW

Válvula de aguja – 6000 Lbs
También disponible con rosca NPT (2225N)
Construcción: Acero inox. A182 F316 / Aguja inox A182 F316 + T. Térmico. Estopada PTFE. Presión maxima de trabajo 410 bar.
Temperatura de trabajo -54ºC. a 250ºC.

Needle valve – 6000 Lbs
Also available with NPT thread (2225N)
Construction: Stainless steel A182 F316 / Needle stailess steel A182 F316+ Heat treatment. Stem packing PTFE.
Max. working pressure 410 bar.
Working temperature -54 ºC to 250 ºC

MED.	E	H	L	M	K
1/4"	25,5	90	61	55	4
3/8"	25,5	90	61	55	4
1/2"	28,5	92	68	55	5
3/4"	38	98	76	55	6
1"	44,5	108	85	55	8

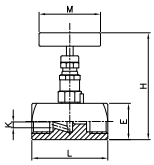

2225 02	1/4"	0,365	**51,08**
2225 03	3/8"	0,355	**56,19**
2225 04	1/2"	0,440	**58,73**
2225 05	3/4"	0,800	**83,71**
2225 06	1"	1,120	**115,13**

Precios rosca NPT a consultar / *NPT thread prices on request*

2226

NOVEDAD
NEW

Válvula de aguja – 6000 lbs con purga
Construcción: Acero inox. A182 F316 / Aguja inox A182 F316 + T. Térmico. Rosca DIN 2999. Estopada PTFE. Presion maxima de trabajo 410 bar. Temperatura de trabajo -54 ºC a 250 ºC.

Needle valve – 6000 lbs with purge hole
Construction: Stainless steel A182 F316/Needle stailess steel A182 F316+ Heat treatment.
Thread DIN 2999.Stem packing ptfe. Max. Working Pressure 410 bar. Working temperature -54 ºC to 250 ºC

MED.	E	H	L	M	K
1/4"	28,5	90	75	55	4
1/2"	32	92	89	55	5

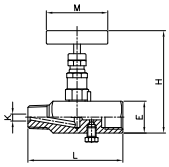

2226 02	1/4"	0,490	**70,33**
2226 04	1/2"	0,560	**74,40**

REFERENCIA Y FIGURA *REFERENCE AND FIGURE*	DESCRIPCIÓN Y DIMENSIONES *DESCRIPTION AND DIMENSIONS*	CÓDIGO *CODE*	MEDIDA *SIZE*	PESO *WEIGHT*	P.V.P. € *PRICE €*

2230

Válvula de globo PN-16
Rosca gas, también disponible en rosca NPT (2230N)
Construcción: inox. CF8M (316) microfusión.
Juntas: PTFE conexión: rosca gas DIN 2999.
Presión max.: 16 kgs/cm² a 120ºC 10 kgs/cm² a 180ºC.

Globe valve PN-16
Gas thread, also available NPT thread (2230N)
Constr. Stainless steel CF8M (316) investment casting
Seals: PTFE: gas threaded ends DIN 259
Max. pressure: 16 kg/cm² at 120ºC 10 kg/cm² at 180ºC

R	DN	A	L	V
1/2"	15	97	65	70
3/4"	20	103	75	70
1"	25	116	90	70
1 1/4"	32	135	105	80
1 1/2"	40	152	120	100
2"	50	164	140	100

CÓDIGO *CODE*	MEDIDA *SIZE*	PESO *WEIGHT*	P.V.P. € *PRICE €*
2230 04	1/2"	0,380	**39,28**
2230 05	3/4"	0,600	**46,51**
2230 06	1"	0,850	**58,85**
2230 07	1 1/4"	1,365	**80,75**
2230 08	1 1/2"	1,880	**106,27**
2230 09	2"	2,680	**137,96**

2231

Válvula de globo con fuelle – Bridas DIN PN 16.
Const. cuerpo y bonete acero al carbono GS-C25 (WCB).
Material del fuelle: inoxidable 304. Junta y empaquetadura de grafito. Material de cierre: inoxidable
Temperatura máxima de trabajo 350ºC.

Bellow globe valve – flanged ends DIN PN 16.
Body and bonnet made of carbon steel GS-C25 (WCB)
Bellow material: Stainless steel 304. Gasket and packing: graphite.
Seal material: stainless steel. Max. working temperature 350ºC.

Med	DN	A	D	L	V
1/2"	15	195	95	130	140
3/4"	20	200	105	150	140
1"	25	220	115	160	140
1 1/4"	32	225	140	180	160
1 1/2"	40	235	150	200	180
2"	50	250	165	230	180
2 1/2"	65	260	185	290	220
3"	80	265	200	310	250
4"	100	370	220	350	300
5"	125	400	250	400	350
6"	150	515	285	480	400
8"	200	550	340	600	500

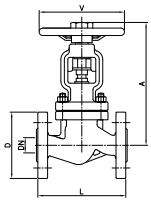

2231 04	1/2"	4,300	**102,19**
2231 05	3/4"	5,300	**105,65**
2231 06	1"	6,300	**118,87**
2231 07	1 1/4"	8,000	**151,90**
2231 08	1 1/2"	9,800	**178,30**
2231 09	2"	13,500	**211,30**
2231 10	2 1/2"	19,100	**316,97**
2231 11	3"	24,000	**396,19**
2231 12	4"	37,000	**528,26**
2231 13	5"	62,000	**693,24**
2231 14	6"	80,000	**957,48**
2231 16	8"	136,000	**1551,82**

2232N
2232S

Válvula de compuerta clase 800. (2232S-extremos S.W.).
Const. cuerpo y bonete acero forjado ASTM A105N.
Material de cierre: asiento con stellite
Compuerta: ASTM A182 - F6a. (trim #8/XU).
Bonete atornillado. Extremos roscados NPT.

Gate valve class 800. (2232S-S.W. ends).
Body and bonnet made of forged steel ASTM A105N.
Seat material: stainless steel stellited.
Gate: astm a182 F6a (trim #8/XU). Bolted bonnet. NPT Thread ends. (2232S- socket weld ends).

MED.	D	d	SW	H	W	L
1/2"	15	10	21,8	151	100	79
3/4"	20	13,5	27,1	158	100	92
1"	25	18	33,8	185	125	111
1 1/4"	32	24	42,6	239	160	120
1 1/2"	40	30	48,7	243	160	120
2"	50	36,5	61,1	279	180	140

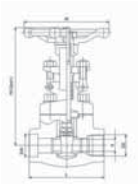

2232N 04	1/2"	2,200	**49,61**
2232N 05	3/4"	2,395	**57,24**
2232N 06	1"	4,110	**68,69**
2232N 07	1 1/4"	5,650	**99,22**
2232N 08	1 1/2"	6,740	**129,75**
2232N 09	2"	10,730	**190,81**

2232S 04	1/2"	2,210	**49,61**
2232S 05	3/4"	2,435	**57,24**
2232S 06	1"	4,130	**68,69**
2232S 07	1 1/4"	5,710	**99,22**
2232S 08	1 1/2"	6,850	**129,75**
2232S 09	2"	10,810	**190,81**

2232A

Válvula de compuerta con bridas ANSI clase 150.
Const. cuerpo y bonete acero forjado ASTM A105N.
Material de cierre: asiento con stellite
Compuerta: ASTM A182 - F6a. (Trim #8/XU).
Bonete atornillado.

Gate valve with flanged ends ANSI 150 class.
Body and bonnet made of forged steel ASTM A105N.
Seat material: stainless steel stellited.
Gate: ASTM A182 F6a (Trim #8/XU). Bolted bonnet.

MED.	DN	A	D	L	V
1/2"	15	157	90	108	80
3/4"	20	163	100	117	80
1"	25	194	110	127	105
1 1/4"	32	196	115	140	140
1 1/2"	40	217	125	165	140
2"	50	251	150	178	160

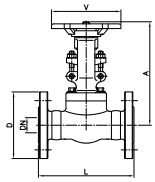

2232A 04	1/2"	3,400	**71,55**
2232A 05	3/4"	3,800	**80,22**
2232A 06	1"	5,900	**117,08**
2232A 07	1 1/4"	7,200	**147,44**
2232A 08	1 1/2"	10,000	**199,47**
2232A 09	2"	15,200	**273,19**

REFERENCIA Y FIGURA *REFERENCE AND FIGURE*	DESCRIPCIÓN Y DIMENSIONES *DESCRIPTION AND DIMENSIONS*	CÓDIGO *CODE*	MEDIDA *SIZE*	PESO *WEIGHT*	P.V.P. € *PRICE €*

2233N
2233S

Válvula de globo clase 800. (2233S – extremos S.W.).
Const. cuerpo y bonete acero forjado ASTM A105N.
Material de cierre: asiento con stellite
Disco: ASTM A182 - F6a. (trim #8/XU).
Bonete atornillado.extremos roscados NPT.

Globe valve class 800. (2233S - S.W. ends).
Body and bonnet made of forged steel ASTM A105N.
Seat material: stainless steel stellited. Disc: ASTM A182 F6a (trim #8/XU). Bolted bonnet. NPT thread ends.
(2233S socket weld ends).

MED.	DN	SW	H	W	L
1/2"	15	21,8	164	100	79
3/4"	20	27,1	164	100	92
1"	25	33,8	203	125	111
1 1/4"	32	42,6	224	160	120
1 1/2"	40	48,7	260	160	152
2"	50	61,1	300	180	172



CÓDIGO	MEDIDA	PESO	P.V.P. €
2233N 04	1/2"	2,235	**49,61**
2233N 05	3/4"	2,400	**57,24**
2233N 06	1"	4,145	**68,69**
2233N 07	1 1/4"	5,765	**99,22**
2233N 08	1 1/2"	8,110	**131,66**
2233N 09	2"	12,540	**190,81**
2233S 04	1/2"	2,270	**49,61**
2233S 05	3/4"	2,445	**57,24**
2233S 06	1"	4,185	**68,69**
2233S 07	1 1/4"	5,850	**99,22**
2233S 08	1 1/2"	8,325	**131,66**
2233S 09	2"	12,675	**190,81**

2233A

NOVEDAD
NEW

Válvula de globo con bridas ANSI clase 150.
Const. cuerpo y bonete acero forjado ASTM A105N.
Material de cierre: asiento con stellite
Disco: ASTM A182 - F6a. (Trim #8/XU).
Bonete atornillado.

Globe valve with flanged ends ANSI 150 class.
Body and bonnet made of forged steel ASTM A105N.
Seat material: stainless steel stellited.
Disc: ASTM A182 F6a (Trim #8/XU). Bolted bonnet.

MED.	DN	A	D	L	V
1/2"	15	185	90	108	80
3/4"	20	183	100	117	80
1"	25	218	110	127	105
1 1/4"	32	223	115	140	140
1 1/2"	40	245	125	165	140
2"	50	269	150	178	160

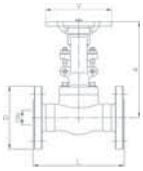

CÓDIGO	MEDIDA	PESO	P.V.P. €
2233A 04	1/2"	3,400	**71,55**
2233A 05	3/4"	3,900	**80,22**
2233A 06	1"	5,950	**117,08**
2233A 07	1 1/4"	9,600	**147,44**
2233A 08	1 1/2"	10,500	**208,15**
2233A 09	2"	13,100	**290,54**

2234N
2234S

Válvula de retención clase 800 tipo pistón.
(2234S - extremos S.W.).
Const. cuerpo y tapa acero forjado ASTM A105N.
Material de cierre: asiento con stellite
Pistón: ASTM A182 - F6a. (trim #8/XU).
Tapa atornillada. Extremos roscados NPT.

Check valve class 800. Piston type.
(2234S- S.W ends).
Body and cover made of forged steel ASTM A105N.
Seat material: stainless steel stellited
Piston: ASTM A182 F6a (trim #8/XU).
Bolted cover. NPT thread ends.

MED.	DN	SW	H	L
1/2"	15	21,8	61	79
3/4"	20	27,1	61	92
1"	25	33,8	78	111
1 1/4"	32	42,6	84	120
1 1/2"	40	48,7	101	120
2"	50	61,1	120	140

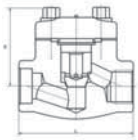

CÓDIGO	MEDIDA	PESO	P.V.P. €
2234N 04	1/2"	1,595	**49,61**
2234N 05	3/4"	1,760	**57,24**
2234N 06	1"	2,990	**68,69**
2234N 07	1 1/4"	4,180	**99,22**
2234N 08	1 1/2"	6,360	**131,66**
2234N 09	2"	10,310	**190,81**
2234S 04	1/2"	1,605	**49,61**
2234S 05	3/4"	1,775	**57,24**
2234S 06	1"	3,000	**68,69**
2234S 07	1 1/4"	4,260	**99,22**
2234S 08	1 1/2"	6,380	**131,66**
2234S 09	2"	10,420	**190,81**

2240

Mirillas de turbulencia doble cristal
Construcción: cuerpo inox. AISI 316. Extremos rosca gas DIN 2999. Cristal: normal con tratamiento térmico bajo demanda: cristal "pyrex". Presión máx. de trabajo: 16 kgs/cm^2 a 50ºC. Temp. máx. de trabajo: 200ºC a 10 kgs/cm^2.

Sight glass, double glass
Constr. body stainless steel AISI 316. Gas DIN 2999 threaded ends.
Glass: normal with thermal treatment. On request: "pyrex" glass.
Max. working pressure: 16 kg/cm^2 at 50ºC.
Max. working temp.: 200ºC at 10 kg/cm^2.

DN	L	A	B	C
15	100	70	64	40
20	100	70	64	40
25	120	88	72	50
32	120	88	72	50
40	150	123	96	65
50	150	123	96	65

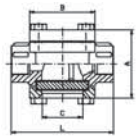

CÓDIGO	MEDIDA	PESO	P.V.P. €
2240 04	1/2"	1,100	**76,43**
2240 05	3/4"	1,050	**88,19**
2240 06	1"	1,600	**99,73**
2240 07	1 1/4"	1,750	**131,20**
2240 08	1 1/2"	3,850	**191,62**
2240 09	2"	4,000	**227,03**

REFERENCIA Y FIGURA *REFERENCE AND FIGURE*	DESCRIPCIÓN Y DIMENSIONES *DESCRIPTION AND DIMENSIONS*	CÓDIGO *CODE*	MEDIDA *SIZE*	PESO *WEIGHT*	P.V.P. € *PRICE €*

2250

Mirillas de turbulencia doble cristal
Construcción: cuerpo inox. AISI 316.
Extremos bridas din PN/16. Cristal: normal con tratamiento térmico.
Bajo demanda: cristal "pyrex".
Presión máx. de trabajo: 16 kgs/cm² a 50ºC.
Temp. máx. de trabajo: 200ºC a 10 kgs/cm².

Sight glass, double glass
Constr. body stainless steel AISI 316. Ends: flanges din PN-16
Glass: normal with thermal treatment on request: "pyrex" glass. Max. working pressure: 16 kg/cm² at 50ºC.
Max. working temp.: 200ºC at 10 kg/cm²

DN	L	A	B
15	130	95	40
20	150	105	40
25	160	115	50
32	180	140	50
40	200	150	65
50	230	165	65
65	290	185	100
80	310	200	100
100	350	220	125

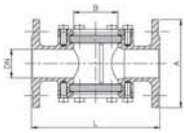

CÓDIGO *CODE*	MEDIDA *SIZE*	PESO *WEIGHT*	P.V.P. € *PRICE €*
2250 04	1/2"	2,250	**133,21**
2250 05	3/4"	2,800	**154,19**
2250 06	1"	3,650	**184,00**
2250 07	1 1/4"	5,750	**229,78**
2250 08	1 1/2"	8,300	**307,83**
2250 09	2"	9,800	**374,07**
2250 10	2 1/2"	13,700	**620,05**
2250 11	3"	16,650	**780,10**
2250 12	4"	23,800	**1072,84**

2260

Purgador termodinámico con filtro incorporado
PN-16, rosca gas. Cuerpo fundición nodular.
Interno inox. Tamiz inox. Temp. máx. 220ºC.

Thermodinamic trap with strainer
PN-16, gas thread, body cast iron.
Internal stainless steel. Sieve stainless steel. Max. temp. 220ºC.

MED.	L	A1	A2	B
1/2"	90	55	65	60
3/4"	90	60	65	60
1"	95	60	65	60

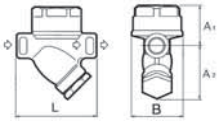

2260 04	1/2"	1,100	**138,46**
2260 05	3/4"	1,200	**142,15**
2260 06	1"	1,300	**148,57**

2280

Válvula reductora de presión, vapor
PN-16, rosca gas. Cuerpo bronce. Tapa aleación de aluminio. Pres. máx. entrada 16 kg/cm².
Pres. salida 0,5 - 10 kg/cm². temp. max. 204 ºC.

Steam pressure reducing valve
PN-16 gas thread. Body bronze. Cover aluminium alloy.
Max. inlet pressure: 16 kg/cm².
Outlet pressure: 0,5-10 kg/cm². Max. Temp. 204 ºC.

MED.	L	A1	A2	B
1/2"	80	137	46	63
3/4"	90	137	46	63
1"	105	144	58	63

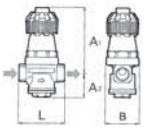

2280 04	1/2"	1,400	**308,57**
2280 05	3/4"	1,500	**317,42**
2280 06	1"	1,900	**365,90**

2401

Tipo wafer. Válvula retención doble disco PN-16
Construcción: cuerpo hierro fundido GG-25. Discos inox 316.
Ejes y resortes: AISI 316. Cojinetes: PTFE. Montaje entre bridas PN-10/16 - ANSI 150 lbs. Asiento nitrilo vulcanizado en ranura.

Wafer type. Double disk check valve PN-16
Body: cast iron GG 25. Disks stainless steel316. Stem and spring: AISI 316. Bearings: PTFE. Mounting between flanges PN-10/16 - ANSI 150 lbs. Seat: nitrile vulcanised in the slot.

DN	A	B	C	D
50	101	54	66	27
65	120	54	78	27
80	133	57	89	28
100	164	64	117	30
125	194	70	141	31
150	220	76	168	31
200	275	95	210	41
250	330	108	265	41
300	380	143	311	46

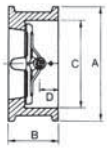

2401 09	2"	1,850	**29,13**
2401 10	2 1/2"	2,450	**34,35**
2401 11	3"	3,100	**45,66**
2401 12	4"	4,650	**56,53**
2401 13	5"	6,900	**76,97**
2401 14	6"	9,100	**113,06**
2401 16	8"	14,500	**189,16**
2401 18	10"	24,650	**275,26**
2401 20	12"	39,950	**373,97**

REFERENCIA Y FIGURA *REFERENCE AND FIGURE*	DESCRIPCIÓN Y DIMENSIONES *DESCRIPTION AND DIMENSIONS*	CÓDIGO *CODE*	MEDIDA *SIZE*	PESO *WEIGHT*	P.V.P. € *PRICE €*

2402

Tipo wafer. Válvula retención doble disco PN-25
Const.: AISI 316. Cojinetes PTFE - asiento vitón. Montaje entre bridas PN-25- ANSI 150 lbs. Asiento vitón vulcanizado en ranura.

Wafer type. Double disk check valve PN-25
Const: AISI 316. Bearings: PTFE. Mounting between flanges PN-25- ANSI 150 lbs. Seat: vitón vulcanised in the slot.

DN	A	B	C	D
50	101	54	60	27
65	120	54	73	27
80	133	57	89	28
100	170	64	114	30
125	196	70	141	31
150	226	76	168	31
200	288	95	219	41
250	343	108	273	41
300	403	143	324	46

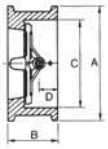

CÓDIGO *CODE*	MEDIDA *SIZE*	PESO *WEIGHT*	P.V.P. € *PRICE €*
2402 09	2"	2,050	**124,92**
2402 10	2 1/2"	3,000	**141,75**
2402 11	3"	4,000	**165,45**
2402 12	4"	5,900	**224,20**
2402 13	5"	8,050	**299,92**
2402 14	6"	11,200	**400,60**
2402 16	8"	24,450	**753,94**
2402 18	10"	35,300	**1042,42**
2402 20	12"	64,000	**1562,42**

2406

Tipo wafer. Válvula de retención a clapeta DIN PN-16
Cuerpo y disco acero INOX 316.
Junta tórica: vitón montaje entre bridas PN 10/16 - ANSI 150 lbs.

Wafer type. Disk check valve din PN-16
Body and disk in stainless steel AISI 316. O'ring: viton. Mounting between flanges PN-10/16- ANSI 150 lbs.

DN	d	D	S
40	25	92	12
50	32	105	14
65	40	124	14
80	54	136	14
100	70	164	18
125	92	194	18
150	114	220	20
200	154	275	22
250	200	330	26
300	230	384	30

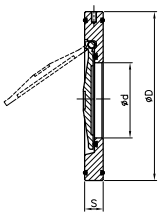

CÓDIGO *CODE*	MEDIDA *SIZE*	PESO *WEIGHT*	P.V.P. € *PRICE €*
2406 08	1 1/2"	0,710	**45,51**
2406 09	2"	0,800	**49,83**
2406 10	2 1/2"	1,150	**61,37**
2406 11	3"	1,340	**79,47**
2406 12	4"	2,300	**112,55**
2406 13	5"	3,100	**144,65**
2406 14	6"	4,400	**189,02**
2406 16	8"	7,150	**326,48**
2406 18	10"	11,950	**526,03**
2406 20	12"	20,500	**1008,93**

2415

Tipo Wafer. Válvula retención disco PN-40 ≤ 100. PN-25 > DN100
Construcción: AISI 316. disco y resorte: AISI 316. Montaje entre bridas PN 10/40. ANSI 150 lbs. Longitud s/DIN 3202 K4.

Wafer type. Disk check valve PN-40 ≤ 100. PN-25 > DN100
Constr.: AISI 316. Disk and spring: AISI 316. Mounting between flanges PN 10/40. ANSI 150 lbs. Length: DIN 3202 K4.

DN	PN	D	B	A	L
15	40	39	15	34	16
20	40	46	20	41	19
25	40	54	25	49	22
32	40	70	32	62	28
40	40	81	40	71	32
50	40	94	48	85	40
65	40	113	62	102	46
80	40	132	75	123	50
100	40	150	95	140	60
125	25	187	118	177	90
150	25	217	140	205	106
200	25	274	185	261	140

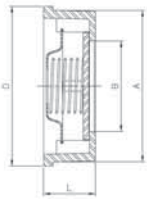

CÓDIGO *CODE*	MEDIDA *SIZE*	PESO *WEIGHT*	P.V.P. € *PRICE €*
2415 04	1/2"	0,085	**9,98**
2415 05	3/4"	0,122	**12,82**
2415 06	1"	0,198	**18,00**
2415 07	1 1/4"	0,380	**27,48**
2415 08	1 1/2"	0,520	**37,19**
2415 09	2"	0,775	**52,41**
2415 10	2 1/2"	1,240	**88,00**
2415 11	3"	1,865	**116,96**
2415 12	4"	2,650	**168,27**
2415 13	5"	5,500	**309,66**
2415 14	6"	8,300	**436,41**
2415 16	8"	16,100	**955,93**

2417

Válvula retención a bola
Construcción: cuerpo en Aº inox AISI 316.
Bola en aluminio recubierta en NBR.
Extremos rosca gas PN-16. Temp.: 0ºC + 90ºC

Ball check valve
Body: stainless steel AISI 316. Ball: aluminium +NBR. Gas threaded ends, PN16. Temp.: 0ºC +90ºC

MED.	A	B
1 1/4"	175	99
1 1/2"	190	99
2"	210	112

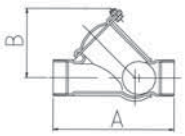

CÓDIGO *CODE*	MEDIDA *SIZE*	PESO *WEIGHT*	P.V.P. € *PRICE €*
2417 07	1 1/4"	1,100	**152,41**
2417 08	1 1/2"	1,150	**156,34**
2417 09	2"	1,600	**172,01**

REFERENCIA Y FIGURA *REFERENCE AND FIGURE*	DESCRIPCIÓN Y DIMENSIONES *DESCRIPTION AND DIMENSIONS*	CÓDIGO *CODE*	MEDIDA *SIZE*	PESO *WEIGHT*	P.V.P. € *PRICE €*

2430
2430N

Válvula retención a clapeta oscilante PN-16 (2430N- Rosca NPT)
Construcción: inox. CF8M (316) microfusión
Juntas: PTFE conexión: rosca gas DIN 259
Presión máx.: 16 kgs/cm² a 120ºC
10 kgs/cm² a 180ºC
Temp. mín.: -30ºC

Swing check valve PN-16 (2430N- NPT thread)
Constr. stainless steel CF8M (316) investment casting
Seals: PTFE: gas threaded ends DIN 259
Máx. pressure: 16 kg/cm² at 120ºC
10 kg/cm² at 180ºC
Min. Temp.: -30ºC

R	DN	L	H
1/2"	15	65	44
3/4"	20	80	53
1"	25	90	58
1 1/4"	32	105	62
1 1/2"	40	120	73
2"	50	141	78

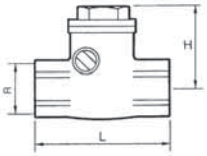

CÓDIGO *CODE*	MEDIDA *SIZE*	PESO *WEIGHT*	P.V.P. € *PRICE €*
2430 04	1/2"	0,312	**42,63**
2430 05	3/4"	0,490	**51,87**
2430 06	1"	0,724	**65,67**
2430 07	1 1/4"	1,042	**86,79**
2430 08	1 1/2"	1,650	**120,45**
2430 09	2"	2,392	**150,46**

Precios rosca NPT a consultar / *NPT thread prices on request*

2440

Válvula retención "Cromax" - "Idrja"
Construcción: AISI 304 -asiento vitón. Extremos roscados DIN 2999. Temp. de trabajo, mín. -25ºC -máx. +150ºC.
Presión de trabajo, 16 bar. Presión de apertura, 0,03 bar.

"Cromax" check valve "Idrja"
Constr.: AISI 304 – viton seat. Gas threaded ends DIN 2999.
Working temp. min. –25ºC + 150ºC. Working pressure: 16 bar.
Opening pressure: 0.03 bar.

DN	R	B	C
8	1/4"	32	54
12	3/8"	32	54
15	1/2"	32	54
20	3/4"	44	68
25	1"	53	83
32	1 1/4"	62	102
40	1 1/2"	78	115
50	2"	86	120
65	2 1/2"	108	145
80	3"	128	160
100	4"	163	190

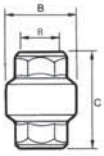

2440 02	1/4"	0,136	**17,53**
2440 03	3/8"	0,122	**17,53**
2440 04	1/2"	0,088	**17,75**
2440 05	3/4"	0,142	**21,05**
2440 06	1"	0,167	**24,74**
2440 07	1 1/4"	0,270	**32,74**
2440 08	1 1/2"	0,408	**37,85**
2440 09	2"	0,620	**85,36**
2440 10	2 1/2"	1,200	**144,00**
2440 11	3"	1,973	**199,38**
2440 12	4"	3,280	**332,31**

2442

Filtro válvula retención inox 304
Construcción: AISI 304 malla AISI 304. Extremos roscado
Gas exterior PN 16 bar.
Diámetro malla: 1/2" á 2": máx. 1 mm.
2 1/2" á 4": máx. 1,9 mm.

Strainer for check valve
Const. stainless steel AISI 304. Sieve AISI 304, external gas threaded ends PN 16 bar. Sieve diameter: 1/2" to 2": max. 1 mm. 2"1/2 to 4": max. 1,9 mm.

A	B	C	D	E	F	G	H
1/2"	56,5	17,5	22	23	4	10	15
3/4"	62,5	22	28	29	4	10	15
1"	70	28,5	36	37	4	10	15
1 1/4"	80	36,5	43	44	5	14	20
1 1/2"	90	42,5	48	49	5	14	20
2"	100	54,5	61	62	5,5	14	20
2 1/2"	115	70,5	79,5	80,5	5,5	16	25
3"	125	83	92	93	6	16	25
4"	145	108,5	116	117	6	16	25

2442 04	1/2"	0,016	**5,48**
2442 05	3/4"	0,022	**6,45**
2442 06	1"	0,034	**7,60**
2442 07	1 1/4"	0,054	**8,50**
2442 08	1 1/2"	0,064	**10,22**
2442 09	2"	0,096	**12,80**
2442 10	2 1/2"	0,136	**34,71**
2442 11	3"	0,156	**36,53**
2442 12	4"	0,202	**36,53**

2441

Válvula retención pie "Cromax" - "Idrja"
Construcción: AISI 304 -asiento vitón. Extremos rosca gas DIN 2999. Temp. de trabajo, mín. -25 ºC -máx. +150 ºC.
Presión de trabajo, 16 bar. Presión de apertura, 0,03 bar.

Cromax" foot check valve - "Idrja"
Constr.: AISI 304 – seat viton. Gas threaded ends DIN 2999.
Working temp. Min. –25ºC max. + 150ºC.
Working pressure: 16 bar. Opening pressure: 0,03 bar.

DN	R	B	C
15	1/2"	32	100
20	3/4"	42	121
25	1"	52	143
32	1 1/4"	67	168
40	1 1/2"	77	191
50	2"	86	206
65	2 1/2"	108	244
80	3"	128	270
100	4"	163	320

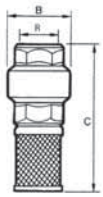

2441 04	1/2"	0,104	**23,33**
2441 05	3/4"	0,164	**27,68**
2441 06	1"	0,201	**31,61**
2441 07	1 1/4"	0,324	**41,78**
2441 08	1 1/2"	0,472	**46,99**
2441 09	2"	0,716	**99,43**
2441 10	2 1/2"	1,336	**180,78**
2441 11	3"	2,129	**232,53**
2441 12	4"	3,482	**378,01**

REFERENCIA Y FIGURA *REFERENCE AND FIGURE*	DESCRIPCIÓN Y DIMENSIONES *DESCRIPTION AND DIMENSIONS*	CÓDIGO *CODE*	MEDIDA *SIZE*	PESO *WEIGHT*	P.V.P. € *PRICE €*

2445

Válvula retención "Cromax" - "Idrja"
Construcción: AISI 316 -asiento vitón. Extremos rosca gas DIN 2999. Temp. de trabajo, mín. -25ºC -máx. +150ºC. Presión de trabajo, 16 bar. Presión de apertura, 0,03 bar.

Cromax" check valve "Idrja"
Constr.: AISI 316 – seat viton. Gas threaded ends DIN 2999. Working temp. min.–25ºC max. + 150ºC. Working pressure: 16 bar. Opening pressure: 0.03 bar.

DN	R	B	C
8	1/4"	32	54
12	3/8"	32	54
15	1/2"	32	54
20	3/4"	42	68
25	1"	52	83
32	1 1/4"	67	102
40	1 1/2"	77	115
50	2"	86	120
65	2 1/2"	108	145
80	3"	128	160
100	4"	163	190

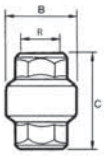

2445 02	1/4"	0,136	**41,49**
2445 03	3/8"	0,122	**33,40**
2445 04	1/2"	0,088	**32,46**
2445 05	3/4"	0,142	**39,98**
2445 06	1"	0,167	**45,61**
2445 07	1 1/4"	0,270	**64,22**
2445 08	1 1/2"	0,408	**68,56**
2445 09	2"	0,620	**136,36**
2445 10	2 1/2"	1,200	**212,85**
2445 11	3"	1,972	**311,28**
2445 12	4"	3,280	**466,22**

2447

Filtro válvula retención
Construcción: AISI 316 malla AISI 316. Extremos roscado gas exterior PN 16 bar. Diámetro malla: 1/2" á 2": máx. 1 mm 2 1/2" á 4": máx. 1,9 mm.

Strainer for check valve
Const.: sieve stainless steel AISI 316. Steel AISI 316. External gas threaded ends PN-16 bar. Sieve diameter: 1/2" to 2": max. 1 mm. 2"1/2 to 4": max. 1,9 mm.

A	B	C	D	E	F	G	H
1/2"	56,5	17,5	22	23	4	10	15
3/4"	62,5	22	28	29	4	10	15
1"	70	28,5	36	37	4	10	15
1 1/4"	80	36,5	43	44	5	14	20
1 1/2"	90	42,5	48	49	5	14	20
2"	100	54,5	61	62	5,5	14	20
2 1/2"	115	70,5	79,5	80,5	5,5	16	25
3"	125	83	92	93	6	16	25
4"	145	108,5	116	117	6	16	25

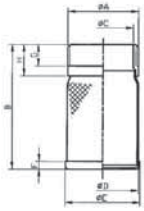

2447 04	1/2"	0,016	**8,51**
2447 05	3/4"	0,022	**10,05**
2447 06	1"	0,034	**11,98**
2447 07	1 1/4"	0,054	**13,59**
2447 08	1 1/2"	0,064	**16,16**
2447 09	2"	0,096	**24,05**
2447 10	2 1/2"	0,136	**52,79**
2447 11	3"	0,156	**54,81**
2447 12	4"	0,202	**60,88**

2446

Válvula retención pie "Cromax" - "Idrja"
Construcción: AISI 316 - asiento vitón. Extremos roscados DIN 2999. Temp. de trabajo, mín. -25ºC -máx. +150ºC. Presión de trabajo, 16 bar. Presión de apertura, 0,03 bar.

"Cromax" foot check valve - "Irdja"
Constr.: AISI 316 – seat viton. Gas threaded ends DIN 2999. Working temp. min. –25ºC max. + 150ºC. Working pressure: 16 bar. Opening pressure: 0.03 bar.

DN	R	B	C
15	1/2"	32	100
20	3/4"	42	121
25	1"	52	143
32	1 1/4"	67	168
40	1 1/2"	77	191
50	2"	86	206
65	2 1/2"	108	244
80	3"	128	270
100	4"	163	320

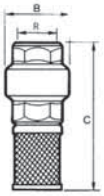

2446 04	1/2"	0,104	**41,22**
2446 05	3/4"	0,164	**50,33**
2446 06	1"	0,201	**57,95**
2446 07	1 1/4"	0,324	**78,22**
2446 08	1 1/2"	0,472	**85,20**
2446 09	2"	0,716	**161,13**
2446 10	2 1/2"	1,336	**267,22**
2446 11	3"	2,129	**367,73**
2446 12	4"	3,482	**528,92**

2448

NOVEDAD *NEW*

Válvula de retención de pie con brida DIN PN 16
Construcción en acero inoxidable 316 (CF8M)
Asiento de vitón, junta PTFE. Con sistema manual de vaciado
Presión máxima de trabajo 16 Bar.

Foot check valve with DIN PN 16 flange end
Stainless steel material AISI 316 (CF8M). Seat viton material, gasket PTFE. With manual system to empty
Max. working pressure 16 Bar.

MED	DN	D	L
2"	50	165	170
2 1/2"	65	185	183
3"	80	200	198
4"	100	220	242
5"	125	250	282
6"	150	285	326
8"	200	340	440

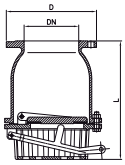

2448 09	2"	5,200	**242,97**
2448 10	2 1/2"	6,900	**314,31**
2448 11	3"	9,600	**430,43**
2448 12	4"	14,600	**652,02**
2448 13	5"	19,400	**837,54**
2448 14	6"	28,900	**1244,04**
2448 16	8"	52,100	**2160,52**

REFERENCIA Y FIGURA *REFERENCE AND FIGURE*	DESCRIPCIÓN Y DIMENSIONES *DESCRIPTION AND DIMENSIONS*	CÓDIGO *CODE*	MEDIDA *SIZE*	PESO *WEIGHT*	P.V.P. € *PRICE €*

2450

Válvula retención a disco con bridas Din PN-16
Cuerpo: fund. hierro GG-25. Disco: fund. hierro GG-25. Guia: DN 50-80 laton DIN -17660. Guia: DN 100-250 fund. GG-25. Soporte: latón DIN 17660. Cierre blando: NBR 80 SH.

Disk check valve with flanges Din PN-16
Body and disk: cast iron GG-25. Guide: DN 50-80 brass DIN 17660. Guide: DN 100-250 cast iron GG-25. Bracket: brass DIN 17660. Locking device: NBR 80 SH.

MED.	Ø	B	C
2"	51	165	100
2 1/2"	63	185	120
3"	80	200	140
4"	100	220	170
5"	125	250	200
6"	150	285	230
8"	200	340	300
10"	250	405	370

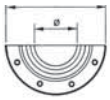

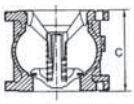

CÓDIGO	MEDIDA	PESO	P.V.P. €
2450 09	2"	5,650	**67,52**
2450 10	2 1/2"	7,850	**95,03**
2450 11	3"	10,050	**108,07**
2450 12	4"	13,250	**141,58**
2450 13	5"	21,300	**160,66**
2450 14	6"	29,150	**263,18**
2450 16	8"	48,150	**353,88**
2450 18	10"	82,000	**515,80**

2451

Filtro colador para ensamblar - brida PN-16
Construcción acero zincado

Strainer for assembling - flange PN-16
Constr.: in zinc plated steel

MED.	A	B	D
2"	80	155	110
2 1/2"	100	175	130
3"	125	200	145
4"	150	210	165
5"	180	240	195
6"	205	275	220
8"	255	330	275
10"	300	385	330

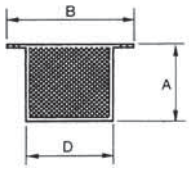

2451 09	2"	0,500	**17,56**
2451 10	2 1/2"	0,600	**24,84**
2451 11	3"	1,000	**33,56**
2451 12	4"	1,190	**43,76**
2451 13	5"	1,625	**55,48**
2451 14	6"	2,125	**63,29**
2451 16	8"	3,100	**69,63**
2451 18	10"	4,300	**90,18**

2452

Válvula de retención art. 2450 con filtro colador art. 2451

Check valve art. 2450 with strainer art.2451

MED.	A
2"	180
2 1/2"	220
3"	265
4"	320
5"	380
6"	435
8"	555
10"	670

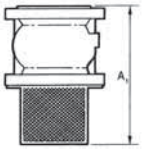

2452 09	2"	6,150	**88,17**
2452 10	2 1/2"	8,450	**117,99**
2452 11	3"	11,050	**146,50**
2452 12	4"	14,440	**191,73**
2452 13	5"	22,930	**219,08**
2452 14	6"	31,200	**321,49**
2452 16	8"	51,250	**427,79**
2452 18	10"	86,300	**630,14**

2453

Válvula retención a bola - bridas din PN-16
Cuerpo fundido hierro GGG-40. Esfera recubierta con NBR. Presión máx: 16 kgs/cm^2. Temperatura: -10ºC + 80ºC. Dimensiones entre caras según DIN 3202 F6.

Check valve with ball - flanges DIN PN-16
Body and disk: cast iron GGG – 40. ball: with NBR coated. Max. pressure: 16 kg/cm2. Temp.: -10ºC +80ºC. Dimensions between sides DIN 3202 F6.

MED.	DN	PN	H	L
2"	50	16	126	200
2 1/2"	65	16	145	240
3"	80	16	173	260
4"	100	16	186	300
5"	125	16	225	350
6"	150	16	287	400
8"	200	16	345	500
10"	250	16	435	600

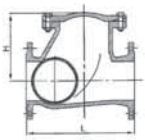

2453 09	2"	7,900	**108,57**
2453 10	2 1/2"	12,800	**121,43**
2453 11	3"	14,000	**153,41**
2453 12	4"	21,100	**198,20**
2453 13	5"	36,800	**329,58**
2453 14	6"	41,900	**392,06**
2453 16	8"	121,000	**876,57**
2453 18	10"	176,000	**1496,60**

REFERENCIA Y FIGURA *REFERENCE AND FIGURE*	DESCRIPCIÓN Y DIMENSIONES *DESCRIPTION AND DIMENSIONS*	CÓDIGO *CODE*	MEDIDA *SIZE*	PESO *WEIGHT*	P.V.P. € *PRICE €*

2460
2460N

Art. 2460N rosca NPT. Filtro – Y PN 40 - rosca gas
Construcción: inox. CF8M (316) microfusion. Juntas: PTFE
Conexión: rosca gas DIN 2999. Presión de trabajo: 40 kgs/cm^2.
Temperatura : -30ºC +240ºC. Tamiz: AISI 316 chapa perforada (ver d1).

"Y" strainer PN 40 (2460N - NPT thread)
Constr. stainless steel CF8M (316) investment casting. Seat: PTFE: gas threaded end DIN 2999. Working pressure: 40 kg/cm^2. Temperature: -30ºc + 240ºc. Sieve: AISI 316 perforated plate (see d1).

DN	A	L	d1
1/4"	30	65	1
3/8"	30	65	1
1/2"	40	65	1
3/4"	45	80	1
1"	55	90	1
1 1/4"	65	105	1
1 1/2"	70	120	1
2"	85	140	1

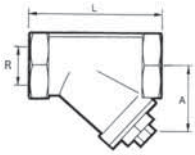

2460 02	1/4"	0,295	**10,76**
2460 03	3/8"	0,213	**10,76**
2460 04	1/2"	0,220	**10,76**
2460 05	3/4"	0,350	**16,95**
2460 06	1"	0,657	**24,37**
2460 07	1 1/4"	0,770	**38,52**
2460 08	1 1/2"	1,150	**51,35**
2460 09	2"	1,765	**73,96**

Precios rosca NPT a consultar / *NPT thread prices on request*

2461

Filtro - Y bridas DIN PN-16
Construcción: AISI 316. Juntas: PTFE conexión: bridas DIN PN-16. Presión de trabajo: 16 kgs/cm^2. Temp. : -30ºC +240ºC. Tamiz: AISI 316 chapa perforada (ver d1).

Flanged "Y" strainer PN-16
Constr. AISI 316. Seats: PTFE ends: flanges DIN PN-16. Working pressure: 16 kg/cm^2. Temperature: -30ºC + 240ºC. Sieve: AISI 316 perforated plate (see d1).

DN	A	D	L	d1
15	75	95	130	1
20	90	105	150	1
25	100	115	160	1
32	115	140	180	1
40	130	150	200	1
50	150	165	230	1
65	190	185	290	2
80	200	200	310	2
100	230	220	350	2
125	280	250	400	2
150	300	285	480	2
200	400	340	605	2

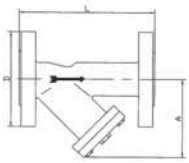

2461 04	1/2"	1,950	**142,72**
2461 05	3/4"	2,750	**153,69**
2461 06	1"	3,700	**191,53**
2461 07	1 1/4"	5,900	**305,60**
2461 08	1 1/2"	6,400	**320,87**
2461 09	2"	8,900	**417,66**
2461 10	2 1/2"	12,950	**601,08**
2461 11	3"	18,150	**743,64**
2461 12	4"	24,300	**1314,12**
2461 13	5"	38,350	**1658,83**
2461 14	6"	61,300	**2198,49**
2461 16	8"	115,000	**3760,48**

2525

Válvula esfera paso total 2 piezas bridas DIN PN -16 montaje directo de actuadores S/ISO 5211.
Cuerpo: fundición nodular GGG-40. Esfera y eje: AISI 304. Asientos: PTFE + 15% FV. Tórica eje: vitón. Presión máx.: 16 kg/cm^2. Temp.-30ºC + 180ºC. Mando manual por palanca con sistema de bloqueo. L: S/DIN 3202 F-4.

2 pcs. Full bore ball valve flanges DIN PN - 16 direct mounting for actuators s/ISO 5211.
Body: ductil iron GGG-40. Ball and stem: AISI 304. Seats: PTFE + 15% GF. Stem o'ring: vitón. Max. pressure: 16 kg/cm^2. Temp. -30ºC + 180ºC. Manually operated by handle with locking system. L: S/DIN 3202 F-4.

MED.	DN	D	L	M	A	ISO 5211
1/2"	15	95	115	130	80	F03/F04
3/4"	20	105	120	130	80	F03/F04
1"	25	115	125	170	90	F04/F05
1 1/4"	32	140	130	170	102	F04/F05
1 1/2"	40	150	140	220	110	F05/F07
2"	50	165	150	220	120	F05/F07
2 1/2"	65	185	170	284	140	F07/F10
3"	80	200	180	284	150	F07/F10
4"	100	220	190	360	180	F07/F10
5"	125	250	325	447	215	F07/F10
6"	150	285	350	560	240	F10/F12
8"	200	340	400	1000	320	F12/F14

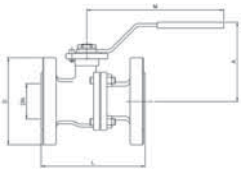

2525 04	1/2"	2,300	**52,37**
2525 05	3/4"	2,900	**59,53**
2525 06	1"	4,000	**75,56**
2525 07	1 1/4"	5,000	**83,58**
2525 08	1 1/2"	7,000	**112,00**
2525 09	2"	9,400	**133,25**
2525 10	2 1/2"	13,000	**208,27**
2525 11	3"	17,200	**271,38**
2525 12	4"	22,600	**362,78**
2525 13	5"	36,000	**821,90**
2525 14	6"	49,500	**1175,80**
2525 16	8"	98,500	**2347,65**

REFERENCIA Y FIGURA *REFERENCE AND FIGURE*	DESCRIPCIÓN Y DIMENSIONES *DESCRIPTION AND DIMENSIONS*	CÓDIGO *CODE*	MEDIDA *SIZE*	PESO *WEIGHT*	P.V.P. € *PRICE €*

2526A

Válvula esfera paso total 2 piezas bridas ANSI B 16.5 S-150
Montaje directo de actuadores s/ISO 5211.
Diseño fire safe. Dispositivo antiestático
Cuerpo: acero al carbono WCB (microfusión).
Esfera y eje: AISI 316. Asientos: PTFE + 15 % FV.
Tórica eje: vitón. Presión máx. : 19 kg /cm^2.
Temp. -30 ºC + 180 ºC. Mando manual por palanca con sistema de bloqueo.

2 pcs. Full bore ball valve flanges ANSI B 16.5 S-150
Direct mounting for actuators s/ISO 5211.
Fire safe design. Antiestatic device
Body: carbon steel WCB (investment casting).
Ball and stem: AISI 316. Seats: PTFE + 15 % GF.
Stem o'ring: viton. Max. pressure: 19 kg/cm^2.
Temp. -30 ºC + 180 ºC. Manually operated by handle with locking system.

CÓDIGO *CODE*	MEDIDA *SIZE*	PESO *WEIGHT*	P.V.P. € *PRICE €*
2526A 04	1/2"	1,500	**36,51**
2526A 05	3/4"	2,150	**48,37**
2526A 06	1"	2,870	**66,84**
2526A 07	1 1/4"	3,950	**92,77**
2526A 08	1 1/2"	5,800	**128,80**
2526A 09	2"	8,400	**189,98**
2526A 10	2 1/2"	13,500	**315,97**
2526A 11	3"	17,800	**416,30**
2526A 12	4"	30,500	**713,87**
2526A 14	6"	75,000	**2000,00**

MED.	ISO 5211	DN	D	L	M	A
1/2"	F-04	15	89	108	165	90
3/4"	F-04/F-05	20	98,6	117	165	95
1"	F-04/F-05	25	108	127	165	95
1 1/4"	F-05/F-07	32	117	140	165	106
1 1/2"	F-05/F-07	40	127	165	200	110
2"	F-05/F-07	50	152,5	178	200	118
2 1/2"	F-07/F-10	65	177,8	190	400	160
3"	F-07/F-10	80	190,5	203	400	170
4"	F-07/F-10	100	228,6	229	400	186
6"	F-10	150	279,4	394	800	280

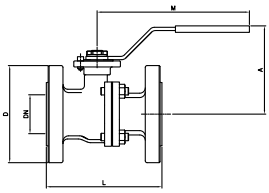

2528

Bridas DIN PN -40 <DN -50
Bridas DIN PN -16 >DN -50
Válvula esfera paso total 2 piezas diseño
"fire safe" montaje directo de actuadores S/ISO 5211
Cuerpo: inox. CF8M (316) microfusion.
Asientos y juntas: PTFE +15% FV tórica eje: vitón.
Dispositivo antiestático. Presión máx.: 40/16 kgs/cm^2 según medida.
Temp.: -30ºC + 180ºC. Mando manual por palanca.
Long: S/DIN 3202 F-4 DN 15 DN 100 F-5 DN 125 DN 200

Flanges DIN PN -40 <DN -50
Flanges DIN PN -16 >DN -50
2 pcs. Full bore ball valve fire-safe design direct mounting for actuators ISO 5211
Body: Stainless steel. CF8M (316) investment casting.
Seats: PTFE + 15% GF stem o'ring: viton. Antiestatic device.
Max. pressure: 40/16 kg/cm^2 depending on size.
Temp.: -30ºC + 180ºC. manually operated by handle.
L: DIN 3202 F-4 DN 15 DN 100 F-5 DN 125 DN 200

CÓDIGO *CODE*	MEDIDA *SIZE*	PESO *WEIGHT*	P.V.P. € *PRICE €*
2528 04	1/2"	2,200	**105,31**
2528 05	3/4"	3,050	**122,26**
2528 06	1"	3,750	**151,79**
2528 07	1 1/4"	5,750	**215,29**
2528 08	1 1/2"	7,000	**257,18**
2528 09	2"	9,500	**338,89**
2528 10	2 1/2"	14,750	**535,19**
2528 11	3"	18,850	**653,50**
2528 12	4"	26,250	**954,44**
2528 13	5"	43,650	**2064,58**
2528 14	6"	60,850	**2829,76**
2528 16	8"	106,700	**5873,41**

MED.	ISO 5211	PN	Dimensiones / Dimensions mm			
			A	H	L	M
1/2"	F-04	40	95	85	115	170
3/4"	F-04/F-05	40	105	85	120	170
1"	F-04/F-05	40	116	95	125	170
1 1/4"	F-05/F-07	40	140	106	130	170
1 1/2"	F-05/F-07	40	150	110	140	200
2"	F-05/F-07	40	165	118	150	200
2 1/2"	F-07/F-10	16	185	170	170	380
3"	F-07/F-10	16	200	170	180	380
4"	F-07/F-10	16	220	170	190	380
5"	F-10/F-12	16	250	200	325	450
6"	F-10/F-12	16	285	250	350	550
8"	F-12	16	340	300	400	550

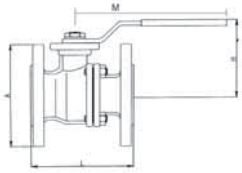

REFERENCIA Y FIGURA *REFERENCE AND FIGURE*	DESCRIPCIÓN Y DIMENSIONES *DESCRIPTION AND DIMENSIONS*	CÓDIGO *CODE*	MEDIDA *SIZE*	PESO *WEIGHT*	P.V.P. € *PRICE €*

2528A

Válvula esfera paso total 2 piezas bridas ANSI B-16.5 S-150 montaje directo de actuadores S/ISO 5211
Cuerpo: inox. CF8M (316). Asientos: PTFE +15% FV.
Presión máx.: 19 kgs/cm². Temp.: -30ºC + 180ºC.
Mando manual por palanca hasta 6". 8"con reductor manual.

2 pcs full bore ball valve flanges AINSI B-16.5 s-150. Direct mounting for actuators ISO 5211
Body: stainless steel CF8M (316). Seats: PTFE + 15% GF.
Max. pressure: 19 kgs/cm². Temp.: -30ºC +180ºC.
Manually operated by handle until 6". 8" with gear operator.

MED.	ISO 5211	Dimensiones / Dimensions mm.			
		A	H	L	M
1/2"	F-03/F-04	89	79	108	135
3/4"	F-03/F-04	98,6	84	117	135
1"	F-04/F-05	108	95	127	170
1 1/4"	F-04/F-05	117	103	140	170
1 1/2"	F-05/F-07	127	111	165	200
2"	F-05/F-07	152,5	120	178	200
2 1/2"	F-07/F-10	177,8	153	190	250
3"	F-07/F-10	190,5	163	203	250
4"	F-10	228,6	182	229	400
6"	F-12	279,4	280	394	800
8"	F-12	342,9	**	457	**

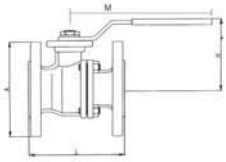

CÓDIGO	MEDIDA	PESO	P.V.P. €
2528A 04	1/2"	1,450	**87,79**
2528A 05	3/4"	2,100	**104,09**
2528A 06	1"	2,850	**139,37**
2528A 07	1 1/4"	3,900	**174,10**
2528A 08	1 1/2"	5,800	**227,56**
2528A 09	2"	8,400	**309,23**
2528A 10	2 1/2"	13,400	**492,21**
2528A 11	3"	17,800	**668,89**
2528A 12	4"	30,500	**1018,65**
2528A 14	6"	75,000	**3052,09**
2528A 16	8"	135,000	**6412,64**

2529

Válvula esfera paso total 2 piezas diseño "fire safe" bridas DIN PN -40 montaje directo de actuadores según ISO 5211.
Cuerpo: CF8M (316). Asientos y juntas: PTFE +15% FV
tórica eje: vitón. Presión máx.: 40 kgs/cm². Temp.: -30ºC + 180ºC.
Mando manual por palanca. L: S/DIN 3202 F-4 DN 65 DN 100
F-5 DN 125 DN 200

2 pcs. Full bore ball valve "fire safe" design flanges DIN PN -40 direct mounting for actuators ISO 5211.
Body: stainless steel. CF8M (316). Seats: PTFE + 15% GF
Stem o'ring: viton. Max. pressure: 40 kg/cm2. temp.: -30ºC + 180ºC.
Manually operated by handle. L: DIN 3202 F-4 DN 65 DN0 100.
F-5 DN 125 DN 200.

MED.	DN	L	D PN-40	A	M	ISO 5211
2 1/2"	65	170	185	180	280	F-07/F-10
3"	80	180	200	180	280	F-07/F-10
4"	100	190	235	184	380	F-07/F-10
5"	125	325	270	235	500	F-10/F-12
6"	150	350	300	250	600	F-10/F-12

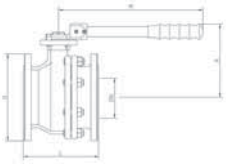

CÓDIGO	MEDIDA	PESO	P.V.P. €
2529 10	2 1/2"	17,150	**656,68**
2529 11	3"	21,200	**835,47**
2529 12	4"	29,900	**1174,71**
2529 13	5"	52,900	**2475,81**
2529 14	6"	75,450	**3485,66**

2540
2541

Bridas DIN PN40 < DN50. Bridas DIN PN16 > DN50
Válvula esfera 3 vias paso total
2540 paso tipo L / 2541 paso tipo T
Montaje directo de actuadores s/ISO 5211.
Cuerpo: inox CF8M (316). 4 asientos: PTFE + 15% FV.
Presión máx. 16/40 kgs/cm² según medida.
Temp.: -30 ºC + 180 ºC. Mando manual por palanca.

Flanges DIN PN40 < DN50. Flanges DIN PN16 > DN50
3 ways full bore ball valve. 2540 "L" bore / 2541 "T" bore
Direct mounting for actuators ISO 5211.
Body: stainless steel CF8M (316). 4 seats: PTFE + 15% GF.
Max. pressure: 16/40 kgs/cm² depending on size.
Temp.: -30ºC +180ºC. Manually operated by handle.

MED.	DN	PN	P	D	L	M
1"	25	40	25	115	180	175
1 1/4"	32	40	32	140	190	175
1 1/2"	40	40	38	150	210	200
2"	50	40	49	165	230	200
2 1/2"	65	16	63	185	290	265
3"	80	16	75	200	310	265
4"	100	16	99	220	350	400

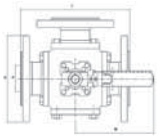

CÓDIGO	MEDIDA	PESO	P.V.P. €
2540			
2541 06	1"	7,800	**563,77**
2541 07	1 1/4"	11,600	**703,72**
2541 08	1 1/2"	14,700	**962,75**
2541 09	2"	19,700	**1250,17**
2541 10	2 1/2"	29,700	**2073,79**
2541 11	3"	42,000	**2820,44**
2541 12	4"	60,300	**4007,85**

REFERENCIA Y FIGURA *REFERENCE AND FIGURE*	DESCRIPCIÓN Y DIMENSIONES *DESCRIPTION AND DIMENSIONS*	CÓDIGO *CODE*	MEDIDA *SIZE*	PESO *WEIGHT*	P.V.P. € *PRICE €*

2830
2830N

Manguito elástico - doble onda (2830N- Rosca NPT)
Rosca gas, también disponible en rosca NPT (2830N)
Cuerpo EPDM, extremos racors. Roscas gas galvanizados.
Presión de trabajo máx.: 10 kgs/cm². Temp. -10 ºC +105 ºC.
Longitud: 200 mm.

Rubber expansion joint-double wave (2830N- NPT thread)
Gas thread, also available npt thread (2830N)
Body EPDM. Galvanised gas threaded ends.
Max. working pressure: 10 kg/cm². Temp. –10ºC +105ºC.
Length: 200 mm.

MED.	L
3/4"	200
1"	200
1 1/4"	200
1 1/2"	200
2"	200

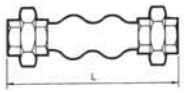

CÓDIGO *CODE*	MEDIDA *SIZE*	PESO *WEIGHT*	P.V.P. € *PRICE €*
2830 05	3/4"	0,715	**12,41**
2830 06	1"	1,090	**15,23**
2830 07	1 1/4"	1,310	**17,46**
2830 08	1 1/2"	1,780	**22,53**
2830 09	2"	2,650	**28,08**

Precios rosca NPT a consultar / *NPT thread prices on request*

2831

Manguito elástico - simple onda
Cuerpo EPDM. Bridas DIN PN-10 zincadas.
Presión de trabajo. Máx.: 10 kgs/cm² temp: -10ºC +105ºC.

Rubber expansion - joint-single wave
Body: EPDM. zinc plated DIN PN 10 flanges.
Max. Working pressure: 10 kg/cm². Temp. –10ºC +105ºC .

DN	P	L	D	D1
32	40	95	140	69
40	40	95	150	69
50	52	105	165	86
65	68	115	185	106
80	76	130	200	116
100	103	135	220	150
125	128	170	250	180
150	152	180	285	209
200	194	205	340	260
250	250	240	395	320
300	300	260	445	367
350	320	255	505	408
400	372	255	565	472
450	415	255	615	522
500	454	255	670	570

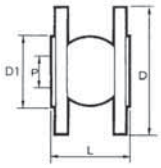

2831 07	1 1/4"	2,860	**20,47**
2831 08	1 1/2"	3,240	**21,76**
2831 09	2"	4,100	**27,45**
2831 10	2 1/2"	4,870	**34,95**
2831 11	3"	6,200	**41,84**
2831 12	4"	6,800	**53,36**
2831 13	5"	9,500	**71,79**
2831 14	6"	12,400	**88,46**
2831 16	8"	16,860	**132,77**
2831 18	10"	21,200	**223,73**
2831 20	12"	28,100	**285,34**
2831 22	14"	36,700	**334,27**
2831 24	16"	44,400	**393,77**
2831 26	18"	46,800	**448,41**
2831 28	20"	59,000	**551,70**

2831A

Manguito elástico bridas
Cuerpo EPDM. Bridas ANSI 150 lbs zincadas.
Presión de trabajo máx.: 10 kgs/cm². temp: -10ºC +105ºC.

Rubber expansion joint
Body: EPDM. Zinc plated ANSI 150 lbs flanges.
Max. working pressure: 10 kgs/cm². Temp.: -10ºC + 105ºC.

MED.	P	L	D	D1
1 1/4"	40	95	117,5	69
1 1/2"	40	95	127	69
2"	52	105	152,4	86
2 1/2"	68	115	177,8	106
3"	76	130	190,5	116
4"	103	135	228,6	150
5"	128	170	254	180
6"	152	180	279,4	209
8"	194	205	342,9	260
10"	250	240	406,4	320
12"	300	260	482,6	367
14"	320	255	533,4	408
16"	372	255	596,9	472
18"	415	255	635	522
20"	454	255	698,5	570

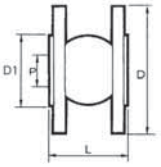

2831A 07	1 1/4"	2,460	**21,49**
2831A 08	1 1/2"	2,800	**22,85**
2831A 09	2"	3,900	**28,81**
2831A 10	2 1/2"	4,770	**36,71**
2831A 11	3"	5,920	**43,93**
2831A 12	4"	7,260	**56,01**
2831A 13	5"	9,200	**75,39**
2831A 14	6"	11,780	**92,88**
2831A 16	8"	17,400	**140,70**
2831A 18	10"	24,760	**234,91**
2831A 20	12"	33,700	**302,39**
2831A 22	14"	45,900	**363,99**
2831A 24	16"	53,000	**432,08**
2831A 26	18"	55,420	**505,70**
2831A 28	20"	68,800	**622,18**

2833

Manguito elástico - doble onda EPDM
Cuerpo EPDM. Bridas DIN PN-10 zincadas.
Presión trabajo max: 10 kg/cm². Temp: -10ºC + 105ºC.

Rubber expansion joint-double wave EPDM
Body: EPDM, zinc plated DIN 10 flanges.
Max. working pressure: 10 kgs/cm². Temp.: -10ºC + 105ºC.

DN	P	L	D	D1
50	52	175	165	86
65	68	175	185	106
80	76	175	200	116
100	103	225	220	150
125	128	225	250	180
150	152	225	285	209
200	194	325	340	260
250	250	325	395	320
300	300	325	445	367

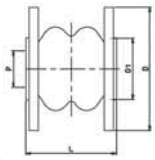

2833 09	2"	4,650	**36,14**
2833 10	2 1/2"	6,150	**45,38**
2833 11	3"	6,600	**56,32**
2833 12	4"	7,050	**73,09**
2833 13	5"	9,700	**102,28**
2833 14	6"	13,400	**127,90**
2833 16	8"	18,900	**210,77**
2833 18	10"	23,150	**288,44**
2833 20	12"	30,050	**379,46**

REFERENCIA Y FIGURA *REFERENCE AND FIGURE*	DESCRIPCIÓN Y DIMENSIONES *DESCRIPTION AND DIMENSIONS*	CÓDIGO *CODE*	MEDIDA *SIZE*	PESO *WEIGHT*	P.V.P. € *PRICE €*

2834

Junta de expansión metálica con camisa interior
Extremos soldar, PN-10. Fuelle acero inox. AISI 304.
Camisa interior acero inox. AISI 304. Extremos acero inox. AISI 304
Temp. máx.: 300ºC.

Metal expansion joint with internal liner
Welded ends, PN-10. Internal liner bellows: stainless steel AISI 304
Stainless steel aisi 304 ends. Max. temp. 300 ºC

MED.	L	Do	De	e
1 1/2"	200	52	48,3	2,6
2"	275	69	60,3	2,9
2 1/2"	275	88	76,1	2,9
3"	275	107	88,9	3,2
4"	300	140	114,3	3,6
5"	300	167	139,7	4
6"	350	199	168,3	4,5
8"	350	266	219,1	5,9

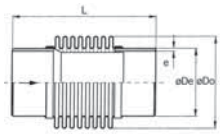

CÓDIGO *CODE*	MEDIDA *SIZE*	PESO *WEIGHT*	P.V.P. € *PRICE €*
2834 08	1 1/2"	0,800	**114,59**
2834 09	2"	1,400	**130,57**
2834 10	2 1/2"	1,700	**170,34**
2834 11	3"	1,800	**181,35**
2834 12	4"	3,700	**227,34**
2834 13	5"	4,400	**268,88**
2834 14	6"	7,200	**324,64**
2834 16	8"	11,600	**563,09**

2835

Junta de expansión metálica con camisa interior
Extremos bridas DIN PN-16.. Fuelle acero inox. AISI 304.
Camisa interior acero inox. AISI 304.
Extremos bridas en acero carbono.
Presión máx. trabajo: 16 kg/cm². Temp. máx.: 300ºC.

Metal expansion joint with internal liner
Flanged ends DIN PN-16. Internal liner, bellows and ends: stainless steel AISI 304. Max. working pressure: 16 kg/cm². Max. temp. 300ºC.

DN	L	Do	K	D
25	150	45	85	115
32	150	45	100	140
40	150	45	110	150
50	150	69	125	165
65	150	88	145	185
80	150	107	160	200
100	150	140	180	220
125	150	167	210	250
150	200	199	240	285
200	200	266	295	340

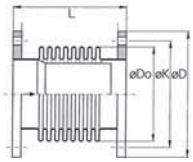

2835 06	1"	2,500	**86,34**
2835 07	1 1/4"	3,500	**94,84**
2835 08	1 1/2"	4,000	**100,63**
2835 09	2"	7,150	**142,88**
2835 10	2 1/2"	8,950	**132,92**
2835 11	3"	9,800	**155,17**
2835 12	4"	12,650	**193,85**
2835 13	5"	18,450	**256,32**
2835 14	6"	24,350	**312,50**
2835 16	8"	28,900	**465,55**

2835A

Junta de expansión metálica con camisa interior
Extremos bridas ANSI 150lbs. Fuelle acero INOX. AISI 304.
Camisa interior acero inox. AISI 304. Extremos bridas en acero carbono. Presión máx. trabajo: 19 kg/cm². Temp. máx.: 300ºC

Metal expansion joint with internal liner
Flanged ends carbon plated steel ANSI 150 lbs.
Internal liner bellows: stainless steel AISI 304
Max. working pressure: 19 kg/cm². Max. temp. 300ºC.

DN	L	Do	K	D
2"	150	69	120,6	152,4
2 1/2"	150	88	139,7	177,8
3"	150	107	152,4	190,5
4"	150	140	190,5	228,6
5"	150	167	215,4	254
6"	200	199	241,3	279,4
8"	200	266	298,4	342,9

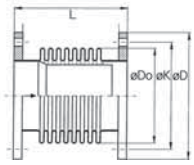

2835A 09	2"	9,450	**142,88**
2835A 10	2 1/2"	11,350	**132,92**
2835A 11	3"	12,800	**155,17**
2835A 12	4"	17,050	**194,85**
2835A 13	5"	28,850	**256,32**
2835A 14	6"	32,500	**312,50**
2835A 16	8"	36,700	**465,55**

REFERENCIA Y FIGURA *REFERENCE AND FIGURE*	DESCRIPCIÓN Y DIMENSIONES *DESCRIPTION AND DIMENSIONS*	CÓDIGO *CODE*	MEDIDA *SIZE*	PESO *WEIGHT*	CAJA / *BOX CARTON*	P.V.P. € *PRICE €*

2848

Controlador de flujo (líquidos)
Caja aleación aluminio galvanizado. Racor latón lengüetas en acero inox. para tuberías de 1" a 8". Conexión rosca gas 1".
Temp. máx. 110ºC. Presión máx. 10 bar. 220 V, 10 A.
Protección IP-64.

Liquid flow switch
Galvanized aluminium alloyed box. Brass connector.
Blade: stainless steel for pipe from 1" to 8".
Thread gas connection 1". Max temp. 110ºC.
Max. pressure 10 bar. 220 B, 10 A. Protection: IP - 64.

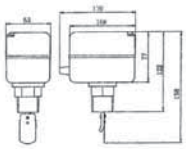

2848 06	1"	0,800	1-10	**50,30**

REFERENCIA Y FIGURA *REFERENCE AND FIGURE*	DESCRIPCIÓN Y DIMENSIONES *DESCRIPTION AND DIMENSIONS*	CÓDIGO *CODE*	MEDIDA *SIZE*	PESO *WEIGHT*	CAJA / *BOX CARTON*	P.V.P. € *PRICE €*

2850

Controlador de flujo (líquidos)
Caja acero pintado. Racord laton. Lengüetas en acero inox. para tuberías de 1" a 8". Conexión rosca gas 1". Temp. máx. 110ºC. Presión máx. 10 bar. 220 V, 10A Protección IP-54.

Liquid flow switch
Coated steel box. Brass connector. Blade: stainless steel for pipe from 1" to 8". thread gas connection 1". Max. temp. 110ºC. max. pressure 10 bar. 220 V, 10 A. Protection IP-54.

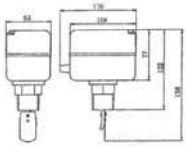

2850 06	1"	0,800	1-10	**46,30**

3886

NOVEDAD *NEW*

Válvula de flotador sin boya.
Construcción en Acero Inoxidable AISI 304. Conexión Rosca Gas. Paso total. Cierre de silicona.
Presión de trabajo máxima 10 Kg/cm².

Floating valve without bouy.
Made of Stainless Steel AISI 304. Conexion Gas Threaded. Full Port. Silicone Lock. Max. Working pressure 10 Kg/cm².

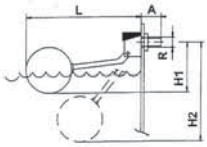

3886 04	1/2"	154	30	**15,56**
3886 05	3/4"	268	50	**26,67**
3886 06	1"	470	15	**28,70**
3886 07	1 1/4"	520	10	**33,15**

3887

NOVEDAD *NEW*

Boya para flotador
Construcción en Acero Inoxidable AISI 304.

Buoy for floating valves
Made of Stainless Steel AISI 304.

REF.	Medida/ *Size* (R)	DN	PN	Dimensiones/ *Dimensions* (mm)					Peso/ *Weight (Kg)* (R)
				A	L	H1	H2	Ø Boya/ Buoy	
3886 04 + 3887 110	1/2"	15	10	35	405	70	330	110	0,300
3886 05 + 3887 160	3/4"	20	10	42	495	110	460	160	0,600
3886 06 + 3887 160	1"	25	10	45	580	125	530	160	0,650
3886 07 + 3887 160	1 1/4"	32	10	53	600	170	550	160	0,750

H1= Válvula en posición cerrada / *Close position valve.*
H2= Válvula en posición abierta / *Open position valve.*

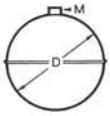

3887 110	Ø 110mm	-	-	**13,29**
3887 160	Ø 160mm	-	-	**28,89**

2856
2856N

Válvula de flotador sin boya (2856N - rosca NPT)
Construcción: inox. AISI 316. Cierre silicona
Presión máx.: 10kgs/cm². Conexión: rosca gas ISO 228/1.

Floating valve (2856N - NPT thread)
Constr. stainless steel AISI 316. Silicone sealing
Max. pressure: 10 kg/cm². Connection gas ISO 228/1 thread.

MED.	L	A
3/8"	300	32
1/2"	410	35
3/4"	500	42
1"	580	45
1 1/4"	580	52
1 1/2"	620	60
2"	720	70
2 1/2"	720	80

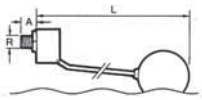

2856 03	3/8"	0,350	-	**79,72**
2856 04	1/2"	0,550	-	**92,87**
2856 05	3/4"	1,000	-	**126,61**
2856 06	1"	1,050	-	**183,73**
2856 07	1 1/4"	1,250	-	**206,55**
2856 08	1 1/2"	3,450	-	**338,15**
2856 09	2"	3,750	-	**421,03**
2856 10	2 1/2"	4,400	-	**564,42**
2856 11	3"	-	-	**1833,66**
2856 12	4"	-	-	**2042,37**

2852



Boya para flotador - inox. 316

Buoy for floating valve stainless steel 316

MED.	D	M
3/8"	90	M-6
1/2"	110	M-6
3/4"	160	M-8
1"	160	M-8
1 1/4"	160	M-8
1 1/2"	200	M-12
2"	200	M-12
2 1/2"	200	M-12

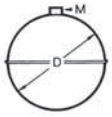

2852 060	-	-	-	**28,26**
2852 090	3/8"	0,150	-	**50,22**
2852 110	1/2"	0,250	-	**57,36**
2852 160	3/4"	0,500	-	**76,34**
2852 160	1"	0,500	-	**76,34**
2852 160	1 1/4"	0,500	-	**76,34**
2852 200	1 1/2"	0,700	-	**115,75**
2852 200	2"	0,700	-	**115,75**
2852 200	2 1/2"	0,700	-	**115,75**
2852 300	3"	-	-	**386,09**
2852 400	4"	-	-	**488,76**

LÍNEA SANITARIA / *SANITARY LINE*

REFERENCIA Y FIGURA *REFERENCE AND FIGURE*	DESCRIPCIÓN Y DIMENSIONES *DESCRIPTION AND DIMENSIONS*	CÓDIGO *CODE*	MEDIDA *SIZE*	PESO *WEIGHT*	CAJA / *BOX CARTON*	P.V.P. € *PRICE €*

2918

Válvula de esfera para barril
Válvula esfera de acero inox. PN-16, paso red.
Construcción en acero inox AISI 316.
Entrada rosca gas macho según ISO 228/1
Accionamiento mediante palomilla. Temp. máx. 100ºC.

Barrel ball valve
Stainless steel PN-16 ball valve. Reduced bore.
Stainless steel body AISI 316. Gas male threaded inlet ISO 228/1
Butterfly handle operated. Max.temp. 100ºC.

R	PN	A	L	M
3/8"	16	34	85	50
1/2"	16	34	85	50
3/4"	16	43	106	63

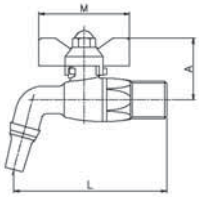

CÓDIGO *CODE*	MEDIDA *SIZE*	PESO *WEIGHT*	CAJA / *BOX CARTON*	P.V.P. € *PRICE €*
2918 03	3/8"	0,185	10-140	**14,70**
2918 04	1/2"	0,174	8-112	**14,70**
2918 05	3/4"	0,331	4-56	**32,93**

2919

Válvula de esfera para bodega
Válvula esfera de acero inox. PN-16, paso red.
Construcción en acero inox AISI 316.
Entrada rosca gas cónica macho.
Accionamiento mediante palomilla. Temp. máx. 100ºC.

Ball valve for cellar
Stainless steel PN-16 ball valve. Reduced bore.
Stainless steel body AISI 316. Male conical threaded inlet.
Butterfly handle operated. Max.temp. 100ºC

R	PN	A	L	M
1/2"	16	34	97	50

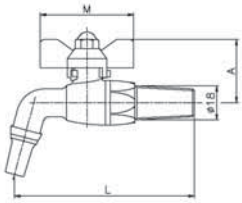

CÓDIGO *CODE*	MEDIDA *SIZE*	PESO *WEIGHT*	P.V.P. € *PRICE €*
2919 04	1/2”	0,186	**15,44**

REFERENCIA Y FIGURA *REFERENCE AND FIGURE*	DESCRIPCIÓN Y DIMENSIONES *DESCRIPTION AND DIMENSIONS*	CÓDIGO *CODE*	MEDIDA *SIZE*	PESO *WEIGHT*	P.V.P. € *PRICE €*

2921

Grifo de nivel superior para manguera.
Construcción en acero inoxidable AISI 304.
Asiento PTFE. Conexión roscada 1/2” ISO 228/1
Espiga para manguera de 14 mm.
Presión máxima de trabajo 10 bar.

Upper level cock with hose nipple.
Stainless steel material AISI 304. Seat PTFE material.
Thread end 1/2” ISO 228/1. Hose nipple dimension: 14 mm
Max. working pressure 10 bar

MED.	R	A	L	E
1/2"	1/2" G	52	72	14

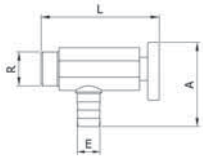

CÓDIGO *CODE*	MEDIDA *SIZE*	PESO *WEIGHT*	P.V.P. € *PRICE €*
2921 04	1/2"	0,260	**27,65**

2922

Grifo de nivel inferior para manguera con purga.
Construcción en acero inoxidable AISI 304.
Asiento PTFE. Conexión roscada 1/2” ISO 228/1
Espiga para manguera de 14 mm.
Presión máxima de trabajo 10 bar.

Lover level cock with hose nipple and drain.
Stainless steel material AISI 304. Seat PTFE material.
Thread end 1/2” ISO 228/1. Hose nipple dimension: 14 mm
Max. working pressure 10 bar

MED.	PN	A	L	M
1/2"	1/2" G	88	72	14

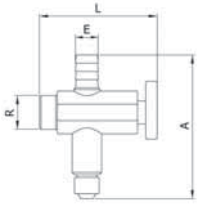

CÓDIGO *CODE*	MEDIDA *SIZE*	PESO *WEIGHT*	P.V.P. € *PRICE €*
2922 04	1/2"	0,320	**38,05**

REFERENCIA Y FIGURA *REFERENCE AND FIGURE*	DESCRIPCIÓN Y DIMENSIONES *DESCRIPTION AND DIMENSIONS*	CÓDIGO *CODE*	MEDIDA *SIZE*	PESO *WEIGHT*	P.V.P. € *PRICE €*

2933

Válvula esfera 3 piezas extremos clamp.
Const. acero inox. CF8M (316) microfusión.
Asientos integrales y juntas eje: PTFE PN-25 (400 wog).
Temp. -25ºC + 180ºC. Mando manual por palanca con bloqueo de seguridad. Montaje directo S/ISO 5211.

3 pcs ball valve clamp ends
Stainless steel body CF8M (316). Investment casting integral seats and stem: PTFE PN-25 (400 wog). Temp: -25ºC +180ºC. Manually operated by handle with safety. Locking system. Direct mounting according ISO 5211

MED.	B	C	E	H	I
1/2"	90	9,4	25,4	72	145
3/4"	90	15,6	25,4	77	145
1"	100	22,2	50,5	88	175
1 1/2"	125	35,6	50,5	105	190
2"	150	48,6	64	123	190
2 1/2"	190	60,3	77,5	150	260
3"	220	72,9	91	159	260
4"	270	97,6	119	198	400

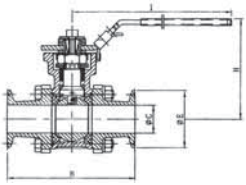

CÓDIGO *CODE*	MEDIDA *SIZE*	PESO *WEIGHT*	P.V.P. € *PRICE €*
2933 04	1/2"	0,734	**57,09**
2933 05	3/4"	0,944	**66,79**
2933 06	1"	1,300	**98,72**
2933 08	1 1/2"	2,700	**176,30**
2933 09	2"	4,200	**249,51**
2933 10	2 1/2"	8,850	**470,41**
2933 11	3"	14,200	**670,86**
2933 12	4"	19,900	**1287,59**

2934

Válvula retención extremos clamp
Cuerpo: acero inox AISI 316L. Cierre EPDM - junta silicona.
Extremos clamp en puldagas. Pulido sanitario.
Presión máx. de trabajo: 10 bar. Temp. máx. 95ºC.

Check valve clamp ends
Stainless steel body 316L. EPDM sealing - silicone joint. Clamp ends in inches. Sanitary polish. Max.working pressure: 10 bar. Max. temp. 95ºC.

MED.	A	B	C
1"	103	86	50,5
1 1/2"	103	86	50,5
2"	114	99,6	64
2 1/2"	123	114,6	77,5
3"	143	127,6	91
4"	182	163,6	119

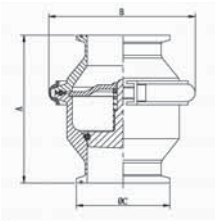

2934 06	1"	0,890	**119,78**
2934 08	1 1/2"	0,850	**130,93**
2934 09	2"	1,360	**169,03**
2934 10	2 1/2"	1,730	**246,44**
2934 11	3"	2,810	**369,88**
2934 12	4"	5,680	**519,12**

2935

Válvula retención extremos soldar
Cuerpo: acero inox AISI 304. Cierre EPDM - junta silicona.
Extremos soldar. Pulido sanitario. Presión máx. de trabajo: 10 bar.
Temp. máx. 95ºC.

Check valve welded end
Stainless steel body 304. EPDM sealing - silicone joint welded ends. Sanitary polish. Max.working pressure: 10 bar. Max.temp. 95ºC.

DN	A	B	C	D
25	76,5	86	29	26
32	76,5	86	35	32
40	76,5	86	41	38
50	88	99,6	53	50
65	96,5	114,6	70	66
80	116,5	127,6	85	81
100	156,5	163,6	104	100

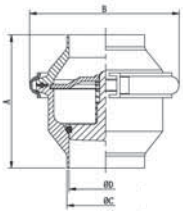

2935 06	DN 25	0,750	**70,26**
2935 07	DN32	0,920	**70,26**
2935 08	DN 40	0,790	**88,71**
2935 09	DN 50	1,200	**117,29**
2935 10	DN 65	1,450	**169,38**
2935 11	DN 80	2,450	**280,13**
2935 12	DN 100	5,200	**415,38**

2936

Válvula retención extremos roscar / soldar
Cuerpo: acero inox AISI 304. Cierre EPDM - junta silicona.
Extremo: rosca DIN 11851 / soldar. Pulido sanitario.
Presión máx. de trabajo: 10 bar. Temp. máx. 95ºC.

Check valve end threaded / welded
Stainless steel body 304. EPDM sealing - silicone joint end threaded DIN 11851 / welded. Sanitary polish. Max.working pressure: 10 bar. Max.temp. 95ºC.

DN	A	B	C	D	R
25	96	92	29	26	52X1/6"
32	95	92	35	32	58X1/6"
40	95	92	41	38	65X1/6"
50	107	103	53	50	78X1/6"
65	137	140	70	66	95X1/6"
80	162	159	85	81	110X1/4"
100	198	181	104	100	130X1/4"

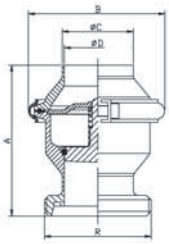

2936 06	DN 25	0,860	**85,16**
2936 07	DN32	1,030	**85,16**
2936 08	DN 40	0,900	**97,09**
2936 09	DN 50	1,400	**125,10**
2936 10	DN 65	1,730	**175,96**
2936 11	DN 80	2,870	**304,56**
2936 12	DN 100	5,780	**460,82**

REFERENCIA Y FIGURA *REFERENCE AND FIGURE*	DESCRIPCIÓN Y DIMENSIONES *DESCRIPTION AND DIMENSIONS*	CÓDIGO *CODE*	MEDIDA *SIZE*	PESO *WEIGHT*	P.V.P. € *PRICE €*

2940

Válvula mariposa extremos clamp
Cuerpo acero inoxidable AISI 316L. Elastómero EPDM (otro material consultar). Extremos clamp en pulgadas. Pulido sanitario. Presión máx. de trabajo: 10 bar. Temp. máx.: 120 ºC.. Accionamiento manual.

Butterfly valve clamp ends
Stainless steel body AISI 316L. EPDM elastomer (other material please consult us). Clamp ends in inches. Sanitary polish. Max.working pressure: 10 bar. Max.temp.: 120 ºC. Manually operated.

MED.	A	B	D	L	H
1"	66	78	50,5	130	82
1 1/2"	70	86	50,5	130	86
2"	76	102	64	140	96
2 1/2"	80	115	77,5	150	103
3"	84	128	91	150	110
4"	106	154	119	170	122

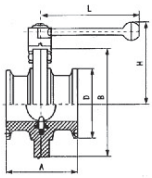

CÓDIGO *CODE*	MEDIDA *SIZE*	PESO *WEIGHT*	P.V.P. € *PRICE €*
2940 06	1"	1,350	**94,95**
2940 08	1 1/2"	1,350	**103,57**
2940 09	2"	1,850	**130,78**
2940 10	2 1/2"	2,250	**177,99**
2940 11	3"	2,600	**208,44**
2940 12	4"	3,600	**282,31**

2941E

Válvula mariposa extremos roscados
Cuerpo: acero inoxidable AISI 304. Elastómero: EPDM. (otro material consultar). Extremos roscados DIN 11851. Presión máx. de trabajo: 10 bar. Temp. máx.: 120ºC. Accionamiento manual: 3 posiciones o multi-posición.

Butterfly valve threaded ends
Stainless steel body AISI 304. EPDM elastomer (other material please consult us). Threaded ends DIN 11851. Max.working pressure 10 bar. Max.temp.: 120 ºC. Manually operated: 3 position or multi-position.

MED.	DN	A	B	D	L	H
1"	25	66	78	52x1/6"	120	82
1 1/4"	32	70	86	58x1/6"	120	90
1 1/2"	40	74	90	65x1/6"	120	94
2"	50	76	106	78x1/6"	130	110
2 1/2"	65	84	124	95x1/6"	130	116
3"	80	90	139	110x1/4"	160	120
4"	100	108	159	130/1/4"	160	130

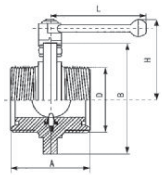

CÓDIGO *CODE*	MEDIDA *SIZE*	PESO *WEIGHT*	P.V.P. € *PRICE €*
2941E 06	DN 25	1,350	**64,43**
2941E 07	DN 32	1,450	**68,75**
2941E 08	DN 40	1,750	**77,37**
2941E 09	DN 50	2,450	**91,33**
2941E 10	DN 65	3,200	**114,68**
2941E 11	DN 80	3,850	**148,46**
2941E 12	DN 100	5,450	**208,25**

2942E

Válvula mariposa extremo roscado / soldar
Cuerpo: acero inoxidable AISI 304. Elastómero: EPDM (otro material consultar). Extremos roscados DIN 11851/ soldar. Presión máx. de trabajo 10bar. Temp. máx. : 120 ºC. Accionamiento manual: 3 posiciones o multi-posición.

Butterfly valve end threaded / welded
Stainless steel body AISI 304. EPDM elastomer (other material please consult us). End threaded DIN 11851/welded. Max.working pressure 10 bar. Max.temp.: 120 ºC. Manually operated: 3 position or multi-position.

MED.	DN	A	B	D	L	H
1"	25	58	78	52x1/6"	120	82
1 1/4"	32	60	86	58x1/6"	120	90
1 1/2"	40	62	90	65x1/6"	120	94
2"	50	64	106	78x1/6"	130	110
2 1/2"	65	70	124	95x1/6"	130	116
3"	80	75	139	110x1/4"	160	120
4"	100	86	159	130/1/4"	160	130

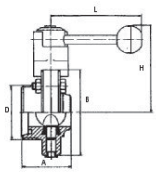

CÓDIGO *CODE*	MEDIDA *SIZE*	PESO *WEIGHT*	P.V.P. € *PRICE €*
2942E 06	DN 25	1,280	**62,25**
2942E 07	DN 32	1,250	**68,95**
2942E 08	DN 40	1,480	**75,31**
2942E 09	DN 50	2,080	**87,23**
2942E 10	DN 65	2,700	**108,85**
2942E 11	DN 80	3,150	**143,66**
2942E 12	DN 100	4,250	**183,95**

2943E

Válvula mariposa extremo soldar / soldar
Cuerpo: acero inoxidable AISI 304. Elastómero: EPDM (otro material consultar). Extremos soldar / soldar. Presión máx. de trabajo 10bar. Temp. máx. de 120ºC. Accionamiento manual: 3 posiciones o multi-posición.

Butterfly valve end welded / welded
Stainless steel body AISI 304. EPDM elastomer (other material please consult us). End welded / welded. Max. working pressure 10 bar. max.temp. 120 ºC. Manually operated: 3 position or multi-position.

MED.	DN	A	B	D	L	H
1"	25	50	78	28	120	82
1 1/4"	32	50	86	34	120	90
1 1/2"	40	50	90	40	120	94
2"	50	52	106	52	130	110
2 1/2"	65	56	124	70	130	116
3"	80	60	139	85	160	120
4"	100	64	159	104	160	130

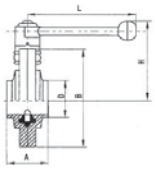

CÓDIGO *CODE*	MEDIDA *SIZE*	PESO *WEIGHT*	P.V.P. € *PRICE €*
2943E 06	DN 25	1,090	**58,96**
2943E 07	DN 32	1,280	**67,36**
2943E 08	DN 40	1,290	**71,75**
2943E 09	DN 50	1,700	**78,26**
2943E 10	DN 65	2,100	**95,50**
2943E 11	DN 80	2,400	**129,85**
2943E 12	DN 100	3,050	**157,01**

REFERENCIA Y FIGURA *REFERENCE AND FIGURE*	DESCRIPCIÓN Y DIMENSIONES *DESCRIPTION AND DIMENSIONS*	CÓDIGO *CODE*	MEDIDA *SIZE*	PESO *WEIGHT*	P.V.P. € *PRICE €*

2944
2949

Actuador neumático simple efecto para válvulas mariposa línea sanitaria (2944)
Extremos clamp/rosca DIN 11851 / soldar. Cuerpo de actuador: acero inoxidable 304. Accionamiento neumático a 5 bar.

Pneumatic actuator single effect for butterfly sanitary valves (2944)
Ends clamp/ threaded din 11851/ welded. Actuator body: stainless steel 304. Pneumatic operated at 5 bar.

CÓDIGO	MEDIDA	PESO	P.V.P. €
2944	1”- 4”	2,650	**320,33**

Actuador neumático doble efecto para válvulas mariposa línea sanitaria (2949)
Extremos clamp / rosca DIN 11851 / soldar. Cuerpo de actuador: acero inoxidable 304. Accionamiento neumático a 5 bar.

Pneumatic actuator double acting for butterfly sanitary valves (2949)
Ends clamp / threaded DIN 11851 / welded. Actuator body: stainless steel 304. Pneumatic operated at 5 bar.

CÓDIGO	MEDIDA	PESO	P.V.P. €
2949	1”- 4”	2,500	**320,33**

MED.	DN	A	D
1"-2"	25-50	193	85
2 1/2"- 3"	65-80	191	85
4"	100	192	85

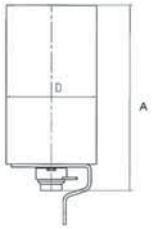

2945

Válvula diafragma extremos clamp
Cuerpo acero inoxidable AISI 316L. Diafragma silicona (otro material consultar). Extremos: clamp en pulgadas. Pulido sanitario. Presión máx. de trabajo: 10 bar. Temp. máx.: 95 ºC. Accionamiento manual.

Diaphragm valve clamp ends
Stainless steel body AISI 316L. Silicone diaphragm. Clamp ends in inches. Sanitary polish. (ask for another material). Max.working pressure: 10 bar. Max.temp. máx: 95 ºC. Manually operated.

CÓDIGO	MEDIDA	PESO	P.V.P. €
2945 04	1/2"	0,680	**90,74**
2945 05	3/4"	0,653	**85,30**
2945 06	1"	1,200	**98,72**
2945 08	1 1/2"	2,600	**148,03**
2945 09	2"	3,300	**222,03**

MED.	A	B	F
1/2"	99,6	25,4	92/106
3/4"	99,6	25,4	92/106
1"	129	50,5	110/123
1 1/2"	159	50,5	139/159
2"	191	64	159/186

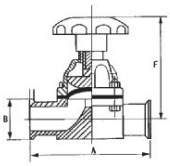

2946

Válvula a diafragma extremos clamp accionamiento neumático simple efecto N.C.
Cuerpo válvula: acero inoxidable 316L (art. 2945).
Cuerpo de actuador acero inoxidable 304.
Extremos: clamp en pulgadas. Pulido sanitario.
Accionamiento neumático a 5 bar.

Diaphragm valve clamp ends pneumatically operated. Spring return actuator N.C.
Body valve: stainless steel body 316L (art. 2945).
Actuator: stainless steel body 304. Clamp ends in inches.
Sanitary polish. Pneumatic operated at 5 bar.

CÓDIGO	MEDIDA	PESO	P.V.P. €
2946 06	1"	2,400	**375,90**
2946 08	1 1/2"	4,800	**512,59**
2946 09	2"	6,000	**585,83**

MED.	A	B	C
1"	180	129	50,5
1 1/2"	220	159	50,5
2"	250	191	64

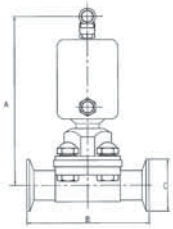

REFERENCIA Y FIGURA *REFERENCE AND FIGURE*	DESCRIPCIÓN Y DIMENSIONES *DESCRIPTION AND DIMENSIONS*	CÓDIGO *CODE*	MEDIDA *SIZE*	PESO *WEIGHT*	P.V.P. € *PRICE €*

2947

Válvula toma muestra tubo liso.
Construcción en acero inoxidable AISI 304.
Asiento PTFE. Conexión roscada 1/2" ISO 228/1
Presión máxima de trabajo 10 bar

Sampling valve smooth pipe.
Stainless steel material AISI 304.
Seat PTFE material. Thread end 1/2" ISO 228/1
Max. working pressure 10 bar

MED.	R	A	L
1/2"	1/2" G	55	72

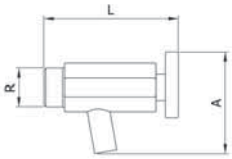

CÓDIGO	MEDIDA	PESO	P.V.P. €
2947 04	1/2"	0,250	**26,92**

2950

Válvula toma muestra con válvula inferior.
Construcción en acero inoxidable AISI 304.
Asiento PTFE. Conexión roscada 1/2" ISO 228/1
Presión máxima de trabajo 10 bar

Sampling valve with lover valve.
Stainless steel material AISI 304.
Seat PTFE material. Thread end 1/2" ISO 228/1
Max. working pressure 10 bar

MED.	R	A	L
1/2"	1/2" G	72	72

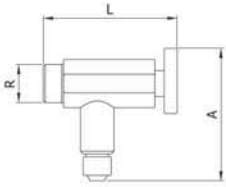

CÓDIGO	MEDIDA	PESO	P.V.P. €
2950 04	1/2"	0,300	**36,90**

2951

Válvula toma muestra extremo Clamp.
Cuerpo: acero inoxidable 316L. Cierre de silicona (otro material consultar). Extremo clamp en pulgadas pulido sanitario.
Presión máx. de trabajo: 10 bar.

Clamp end sampling valve
Body: stainless steel 316L. Silicone sealing. Clamp ends in inches.
Sanitary polish. Max. working pressure: 10 bar.

MED.	A	B	C	D	E
1"-1 1/2"	91,5	70	50,5	29	12

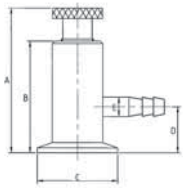

CÓDIGO	MEDIDA	PESO	P.V.P. €
2951 06	1"-1 1/2"	0,550	**51,71**

2952

Esfera de limpieza
Cuerpo: acero inoxidable 316L. Extremo roscado BSP DIN 2999.
Ángulo de limpieza 360º. Pulido sanitario. Giro sobre rodamientos (2).

Cleaning ball
Body: stainless steel 316L. Threaded ends BSP DIN 2999.
Cleaning angle 360º. Sanitary polish. Double bearing (2).

MED.	DN	A	B	C	D
1"	25	146	52	1" BSP	22
1 1/2"	40	173	63	1 1/2" BSP	27
2"	50	202	75	2" BSP	34

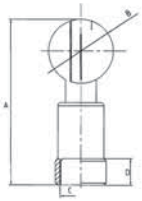

CÓDIGO	MEDIDA	PESO	P.V.P. €
2952 06	1"	0,400	**67,80**
2952 08	1 1/2"	0,750	**126,79**
2952 09	2"	1,100	**194,04**

REFERENCIA Y FIGURA *REFERENCE AND FIGURE*	DESCRIPCIÓN Y DIMENSIONES *DESCRIPTION AND DIMENSIONS*	CÓDIGO *CODE*	MEDIDA *SIZE*	PESO *WEIGHT*	P.V.P. € *PRICE €*

2954

Tuerca roscada para racor soldar
Normativa aplicable: DIN 11851. Material: acero inoxidable 304.
Terminación superficial: pulido

Threaded ring for welded connector
Standards applied: DIN 11851. Stainless steel body AISI 304.
Superficial ending: polish.

MED.	DN	A	B	C	D1
1/2"	15	18	44	25	34x1/8"
3/4"	20	20	54	31	44x1/6"
1"	25	21	63	36	52x1/6"
1 1/4"	32	21	70	42	58x1/6"
1 1/2"	40	21	78	49	65x1/6"
2"	50	22	92	62	78x1/6"
2 1/2"	65	25	112	80	95x1/6"
3"	80	29	127	94	110x1/4"
4"	100	31	148	115	130x1/4"

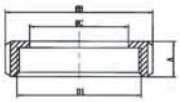

2954 04	DN 15	0,080	**5,04**
2954 05	DN 20	0,130	**5,34**
2954 06	DN 25	0,172	**6,59**
2954 07	DN 32	0,209	**7,82**
2954 08	DN 40	0,250	**9,19**
2954 09	DN 50	0,338	**11,88**
2954 10	DN 65	0,523	**19,04**
2954 11	DN 80	0,728	**27,41**
2954 12	DN 100	0,990	**35,69**

2955

Conexión macho para soldar
Normativa aplicable: DIN 11851. Material acero inoxidable 304.
Terminación superficial: pulido.

Male connection for welding
Standards applied: DIN 11851. Stainless steel body AISI 304.
Superficial ending: polish.

MED.	DN	A	B	C	D
1/2"	15	21	16	34X1/8"	21
3/4"	20	25	20	44X1/6"	24
1"	25	31	26	52X1/6"	29
1 1/4"	32	37	32	58X1/6"	32
1 1/2"	40	43	38	65X1/6"	33
2"	50	55	50	78X1/6"	35
2 1/2"	65	72	66	95X1/6"	40
3"	80	87	81	110X1/4"	45
4"	100	106	100	130X1/4"	54

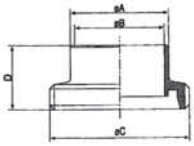

2955 04	DN 15	0,079	**2,23**
2955 05	DN 20	0,087	**3,99**
2955 06	DN 25	0,121	**5,44**
2955 07	DN 32	0,148	**7,20**
2955 08	DN 40	0,180	**8,61**
2955 09	DN 50	0,244	**11,68**
2955 10	DN 65	0,370	**18,13**
2955 11	DN 80	0,526	**21,75**
2955 12	DN 100	0,658	**29,81**

2956

Casquillo para soldar
Normativa aplicable: DIN 11851. Material acero inoxidable 304.
Terminación superficial: pulido.

Clamp for welding
Standards applied: DIN 11851. Stainless steel body AISI 304.
Superficial ending: polish.

MED.	DN	A	B	D	E
1/2"	15	16	21	28,5	17
3/4"	20	20	25	36,5	18
1"	25	26	31	44	22
1 1/4"	32	32	37	50	25
1 1/2"	40	38	43	56	26
2"	50	50	55	68,5	28
2 1/2"	65	66	72	86	32
3"	80	81	87	100	37
4"	100	100	106	121	44

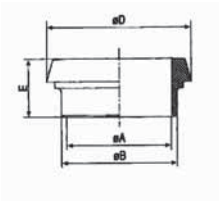

2956 04	DN 15	0,052	**1,28**
2956 05	DN 20	0,056	**2,00**
2956 06	DN 25	0,089	**3,41**
2956 07	DN 32	0,113	**4,34**
2956 08	DN 40	0,133	**5,49**
2956 09	DN 50	0,185	**7,45**
2956 10	DN 65	0,301	**12,38**
2956 11	DN 80	0,353	**14,14**
2956 12	DN 100	0,613	**26,86**

2957

Junta para racor DIN 11851
Material: EPDM

O'ring for din 11851 connector
Material: EPDM

MED.	DN	A	B	C
1/2"	15	4,5	18	26
3/4"	20	4,5	23	33
1"	25	5	30	40
1 1/4"	32	5	36	46
1 1/2"	40	5	42	52
2"	50	5	54	64
2 1/2"	65	5	71	81
3"	80	5	82	95
4"	100	5	104	114

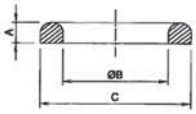

2957 04	DN 15	0,003	**0,33**
2957 05	DN 20	0,003	**0,33**
2957 06	DN 25	0,004	**0,33**
2957 07	DN 32	0,004	**0,71**
2957 08	DN 40	0,005	**0,71**
2957 09	DN 50	0,006	**0,71**
2957 10	DN 65	0,007	**1,04**
2957 11	DN 80	0,008	**1,72**
2957 12	DN 100	0,012	**1,72**

REFERENCIA Y FIGURA *REFERENCE AND FIGURE*	DESCRIPCIÓN Y DIMENSIONES *DESCRIPTION AND DIMENSIONES*	CÓDIGO *CODE*	MEDIDA *SIZE*	PESO *WEIGHT*	P.V.P. € *PRICE €*

2981

Casquillo para soldar Clamp
Material acero inoxidable 316L. Clamp en pulgadas.
Pulido sanitario.

Clamp welding socket
Stainless steel 316L. Clamp ends in inches sanitary polish.

MED.	C	L	A
1/2"	25,4	28,6	12,7
3/4"	25,4	28,6	19,05
1"	50,4	28,6	25,4
1 1/2"	50,4	28,6	38,1
2"	63,6	28,6	50,8
2 1/2"	77,5	28,6	63,5
3"	90,8	28,6	76,2
4"	118,5	28,6	101,6

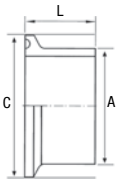

CÓDIGO	MEDIDA	PESO	P.V.P. €
2981 04	1/2"	0,023	**8,77**
2981 05	3/4"	0,026	**8,77**
2981 06	1"	0,085	**8,55**
2981 08	1 1/2"	0,066	**8,80**
2981 09	2"	0,090	**9,44**
2981 10	2 1/2"	0,115	**12,62**
2981 11	3"	0,148	**15,54**
2981 12	4"	0,240	**22,26**

2982

Tapa ciega clamp
Material acero inoxidable 316L. Clamp en pulgadas.
Pulido sanitario.

Clamp blind lid
Stainless steel 316L. Clamp ends in inches. Sanitary polish.

MED.	A	B
1/2"-3/4"	25,4	6,4
1"	50,5	6,4
1 1/2"	50,5	6,4
2"	64	6,4
2 1/2"	77,5	6,4
3"	91	6,4
4"	119	6,4

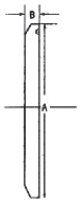

CÓDIGO	MEDIDA	PESO	P.V.P. €
2982 04	1/2"-3/4"	0,050	**5,28**
2982 06	1"	0,080	**5,16**
2982 08	1 1/2"	0,080	**5,16**
2982 09	2"	0,160	**7,34**
2982 10	2 1/2"	0,210	**9,50**
2982 11	3"	0,300	**12,46**
2982 12	4"	0,550	**21,18**

2983

Accesorios línea sanitaria codo 90º clamp
Material: acero inoxidable 316L.
Clamp en pulgadas. Pulido sanitario.

Sanitary accessories clamp 90º elbow
Stainless steel 316l. Clamp ends in inches. Sanitary polish.

MED.	A	B	C
1/2"	25,4	9,5	41
3/4"	25,4	15,4	41
1"	50,5	22,4	55
1 1/2"	50,5	35,1	70
2"	64	47,8	82
2 1/2"	77,5	59,5	105
3"	91	72,2	110
4"	119	97,6	148

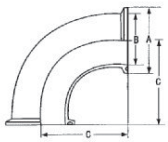

CÓDIGO	MEDIDA	PESO	P.V.P. €
2983 04	1/2"	0,050	**35,15**
2983 05	3/4"	0,055	**35,15**
2983 06	1"	0,180	**23,84**
2983 08	1 1/2"	0,190	**29,02**
2983 09	2"	0,340	**36,34**
2983 10	2 1/2"	0,630	**54,75**
2983 11	3"	0,750	**68,99**
2983 12	4"	1,580	**113,89**

2984

Accesorios línea sanitaria codo 45º clamp
Material: acero inoxidable 316L. Clamp en pulgadas.
Pulido sanitario.

Sanitary accessories clamp 45º elbow
Stainless steel 316L. Clamp ends in inches. Sanitary polish.

MED.	A	B
1"	50,5	35,5
1 1/2"	50,5	41,6
2"	64	46,6
2 1/2"	77,5	56
3"	91	58
4"	119	81

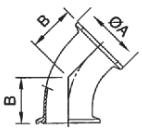

CÓDIGO	MEDIDA	PESO	P.V.P. €
2984 06	1"	0,160	**23,84**
2984 08	1 1/2"	0,250	**29,02**
2984 09	2"	0,300	**36,34**
2984 10	2 1/2"	0,320	**54,75**
2984 11	3"	0,520	**68,99**
2984 12	4"	1,030	**113,89**

2985

Accesorios línea sanitaria "T"clamp
Material: acero inoxidable 316L. Clamp en pulgadas.
Pulido sanitario.

Sanitary accessories "T" Clamp
Stainless steel 316L. Clamp ends in inches. Sanitary polish.

MED.	A	B	C
1/2"	25,4	9,5	57
3/4"	25,4	15,4	60
1"	50,5	22,4	55
1 1/2"	50,5	35,1	70
2"	64	47,8	82
2 1/2"	77,5	59,5	105
3"	91	72,2	110
4"	119	97,6	148

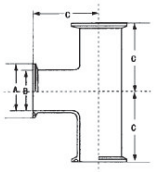

CÓDIGO	MEDIDA	PESO	P.V.P. €
2985 04	1/2"	0,108	**47,08**
2985 05	3/4"	0,112	**47,08**
2985 06	1"	0,270	**33,00**
2985 08	1 1/2"	0,280	**38,81**
2985 09	2"	0,490	**50,57**
2985 10	2 1/2"	0,940	**71,82**
2985 11	3"	1,190	**89,04**
2985 12	4"	2,210	**151,90**

REFERENCIA Y FIGURA *REFERENCE AND FIGURE*	DESCRIPCIÓN Y DIMENSIONES *DESCRIPTION AND DIMENSIONS*	CÓDIGO *CODE*	MEDIDA *SIZE*	PESO *WEIGHT*	P.V.P. € *PRICE €*

2986

Abrazadera cierre rápido clamp
Material acero inoxidable 304. Aplicación clamp en pulgadas.
Pulido sanitario.

Quick locking binding clamp
Stainless steel 304. Clamp ends in inches. Sanitary polish.

MED.	C	A
1/2"- 3/4"	28,2	57,5
1"- 1/2"	53,6	83
2"	67	95,7
2 1/2"	80,6	109,8
3"	94,2	123,1
4"	122,1	151,8

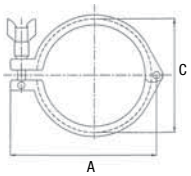

CÓDIGO	MEDIDA	PESO	P.V.P. €
2986 04	1/2"-3/4"	0,230	**9,44**
2986 06	1"- 1 1/2"	0,300	**10,91**
2986 09	2"	0,350	**12,00**
2986 10	2 1/2"	0,380	**13,80**
2986 11	3"	0,398	**15,24**
2986 12	4"	0,560	**18,42**

2987

Junta para extremos clamp
Material silicona. Aplicación clamp en pulgadas.

Clamp ends joint
Silicone body. Clamp ends in inches.

MED.	D	C	E
1/2"	9,5	25,4	4,2
3/4"	15,9	25,4	4,2
1"	22,2	50,4	5,15
1 1/2"	35	50,4	5,15
2"	47,6	63,6	5,15
2 1/2"	60,2	77,5	5,15
3"	73	90,8	5,15
4"	97,4	118,5	5,15

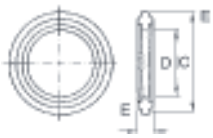

CÓDIGO	MEDIDA	PESO	P.V.P. €
2987 04	1/2"	0,003	**0,74**
2987 05	3/4"	0,003	**0,74**
2987 06	1"	0,004	**0,89**
2987 08	1 1/2"	0,004	**0,89**
2987 09	2"	0,005	**1,17**
2987 10	2 1/2"	0,006	**1,47**
2987 11	3"	0,008	**1,78**
2987 12	4"	0,012	**2,21**

2988

Reducción concéntrica clamp
Material: acero inoxidable 316L. Clamp en pulgadas.
Pulido sanitario.

Concentric clamp reduction
Stainless steel 316L. Clamp in inches. Sanitary polish.

MED.	A	B	C
1 1/2" x 1"	76	50,5	50,5
2" x 1"	127	64	50,5
2" x 1 1/2"	76	64	50,5
2 1/2" x 1 1/2"	127	77,5	50,5
2 1/2" x 2"	76	77,5	64
3" x 2"	127	91	64
3" x 3 1/2"	76	91	77,5
4" x 3"	130	119	91

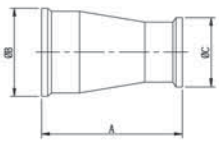

CÓDIGO	MEDIDA	PESO	P.V.P. €
2988 08 06	1 1/2" x 1"	0,200	**23,94**
2988 09 06	2" x 1"	0,260	**33,42**
2988 09 08	2" x 1 1/2"	0,290	**32,66**
2988 10 08	2 1/2" x 1 1/2"	0,360	**44,19**
2988 10 09	2 1/2" x 2"	0,380	**39,07**
2988 11 09	3" x 2"	0,460	**54,40**
2988 11 10	3" x 3 1/2"	0,500	**50,36**
2988 12 11	4" x 3"	0,660	**83,67**

5940

Válvula mariposa extremos clamp
Características de válvula ver art. 2940.
Características de actuador ver art. 2944/ 2949
Actuador simple efecto o doble efecto.

Butterfly valve clamp ends
Valve characteristics see art. 2940.
Actuator characteristics see art. 2944/ 2949
Spring return or double acting actuator.

MED.	A	B
1"	232	85
1 1/2"	236	85
2"	240	85
2 1/2"	249	85
3"	255	85
4"	269	85

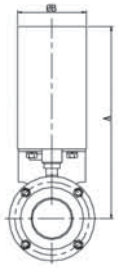

Simple efecto / *Spring Return*			
5940 06 44	1"	4,000	**450,50**
5940 08 44	1 1/2"	4,000	**453,37**
5940 09 44	2"	4,500	**483,90**
5940 10 44	2 1/2"	4,900	**529,38**
5940 11 44	3"	5,250	**566,97**
5940 12 44	4"	6,250	**660,27**

Doble efecto / *Double Acting*			
5940 06 49	1"	4,000	**450,50**
5940 08 49	1 1/2"	4,000	**453,37**
5940 09 49	2"	4,500	**483,90**
5940 10 49	2 1/2"	4,900	**529,38**
5940 11 49	3"	5,250	**566,97**
5940 12 49	4"	6,250	**660,27**

REFERENCIA Y FIGURA *REFERENCE AND FIGURE*	DESCRIPCIÓN Y DIMENSIONES *DESCRIPTION AND DIMENSIONES*	CÓDIGO *CODE*	MEDIDA *SIZE*	PESO *WEIGHT*	P.V.P. € *PRICE €*

5941E

Válvula mariposa extremos roscados
Características de válvula ver art. 2941E.
Características de actuador ver art. 2944/ 2949
Actuador simple efecto o doble efecto.

Butterfly valve threaded ends
Valve characteristics see art. 2941E
Actuator characteristics see art. 2944/ 2949
Spring return or double acting actuator.

MED.	DN	A	B
1"	25	232	85
1 1/4"	32	236	85
1 1/2"	40	238	85
2"	50	246	85
2 1/2"	65	253	85
3"	80	260	85
4"	100	271	85

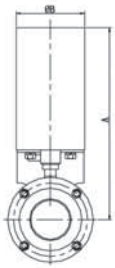

CÓDIGO *CODE*	MEDIDA *SIZE*	PESO *WEIGHT*	P.V.P. € *PRICE €*
Simple efecto / *Spring Return*			
5941E 06 44	1"	4,000	**426,93**
5941E 07 44	1 1/4"	4,100	**441,30**
5941E 08 44	1 1/2"	4,400	**442,33**
5941E 09 44	2"	5,100	**459,80**
5941E 10 44	2 1/2"	5,850	**490,17**
5941E 11 44	3"	6,500	**521,87**
5941E 12 44	4"	8,100	**615,33**
Doble efecto / *Double Acting*			
5941E 06 49	1"	4,000	**426,93**
5941E 07 49	1 1/4"	4,100	**441,30**
5941E 08 49	1 1/2"	4,400	**442,33**
5941E 09 49	2"	5,100	**459,80**
5941E 10 49	2 1/2"	5,850	**490,17**
5941E 11 49	3"	6,500	**521,87**
5941E 12 49	4"	8,100	**615,33**

5942E

Válvula mariposa extremos roscados/ soldar
Características de válvula ver art. 2942E.
Características de actuador ver art. 2944/ 2949
Actuador simple efecto o doble efecto.

Butterfly valve end threaded/ welded
Valve characteristics see art. 2942E.
Actuator characteristics see art. 2944/ 2949.
Sring return or double acting actuator.

MED.	DN	A	B
1"	25	232	85
1 1/4"	32	236	85
1 1/2"	40	238	85
2"	50	246	85
2 1/2"	65	253	85
3"	80	260	85
4"	100	271	85

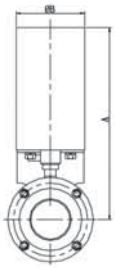

CÓDIGO *CODE*	MEDIDA *SIZE*	PESO *WEIGHT*	P.V.P. € *PRICE €*
Simple efecto / *Spring Return*			
5942E 06 44	1"	3,930	**422,23**
5942E 07 44	1 1/4"	3,900	**429,57**
5942E 08 44	1 1/2"	4,130	**433,03**
5942E 09 44	2"	4,730	**451,80**
5942E 10 44	2 1/2"	5,350	**476,20**
5942E 11 44	3"	5,800	**501,33**
5942E 12 44	4"	6,900	**569,20**
Doble efecto / *Double Acting*			
5942E 06 49	1"	3,930	**422,23**
5942E 07 49	1 1/4"	3,900	**429,57**
5942E 08 49	1 1/2"	4,130	**433,03**
5942E 09 49	2"	4,730	**451,80**
5942E 10 49	2 1/2"	5,350	**476,20**
5942E 11 49	3"	5,800	**501,33**
5942E 12 49	4"	6,900	**569,20**

5943E

Válvula mariposa extremos soldar/ soldar
Características de válvula ver art. 2943E.
Características de actuador ver art. 2944/ 2949
Actuador simple efecto o doble efecto

Butterfly valve end welded/ welded
Valve characteristics see art. 2943E.
Actuator characteristics see art. 2944/ 2949.
Spring return or double acting actuator.

MED.	DN	A	B
1"	25	232	85
1 1/4"	32	236	85
1 1/2"	40	238	85
2"	50	246	85
2 1/2"	65	253	85
3"	80	260	85
4"	100	271	85

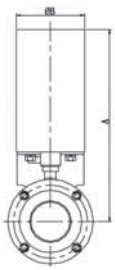

CÓDIGO *CODE*	MEDIDA *SIZE*	PESO *WEIGHT*	P.V.P. € *PRICE €*
Simple efecto / *Spring Return*			
5943E 06 44	1"	3,740	**417,53**
5943E 07 44	1 1/4"	3,930	**417,80**
5943E 08 44	1 1/2"	3,940	**423,73**
5943E 09 44	2"	4,350	**443,83**
5943E 10 44	2 1/2"	4,750	**462,17**
5943E 11 44	3"	5,050	**480,80**
5943E 12 44	4"	5,700	**523,13**
Doble efecto / *Double Acting*			
5943E 06 49	1"	3,740	**417,53**
5943E 07 49	1 1/4"	3,930	**417,80**
5943E 08 49	1 1/2"	3,940	**423,73**
5943E 09 49	2"	4,350	**443,83**
5943E 10 49	2 1/2"	4,750	**462,17**
5943E 11 49	3"	5,050	**480,80**
5943E 12 49	4"	5,700	**523,13**

REFERENCIA Y FIGURA *REFERENCE AND FIGURE*	DESCRIPCIÓN Y DIMENSIONES *DESCRIPTION AND DIMENSIONS*	CÓDIGO *CODE*	MEDIDA *SIZE*	PESO *WEIGHT*	P.V.P. € *PRICE €*
5944 5949 NOVEDAD *NEW*	**Microrruptor final de carrera con actuador simple efecto (2944)** Cabezal de control con 2 detectores. Cabezal de control con 2 detectores y 1 electroválvula incorporada. ***Microswitch end stop with spring return actuator (2944)*** *Control top with 2 switch.* *Control top with 2 switch and 1 solenoid valve inside.*	5944 01	-	-	**591,51**
		5944 02	-	-	**747,60**
	Microrruptor final de carrera con actuador doble efecto (2949). Cabezal de control con 2 detectores. Cabezal de control con 2 detectores y 2 electroválvulas incorporadas. ***Microswitch end stop with double acting actuator (2949)*** *Control top with 2 switch.* *Control top with 2 switch and 2 solenoid valves inside.*	5949 01	-	-	**591,51**
		5949 02	-	-	**895,97**

MONTAJES BAJO DEMANDA / *ASSEMBLY ON REQUEST*

Válvula mariposa con actuador neumático estándard

Butterfly valve with standard pneumatic actuator

Válvula mariposa con actuador eléctrico

Butterfly valve with electrical actuator

VÁLVULAS CON ACTUADOR / *VALVES WITH ACTUATOR*

VÁLVULAS EQUIPADAS CON ACTUADOR NEUMÁTICO ROTATIVO GIRO 90º SIMPLE EFECTO Y DOBLE EFECTO PARA ACCIONAMIENTO AUTOMÁTICO Y A DISTANCIA

CARACTERISTICAS DE LOS ACTUADORES:

Pueden ser accionados con aire comprimido o cualquier otro fluido no agresivo a presión de 8 y 10 bar según modelo.

Construidos con materiales resistentes a la corrosión. Presentan un momento de torsión constante y elevado.

TIPOS DE ACTUADORES

D.A.
- Doble efecto
- Presión aire para abrir y cerrar.

S.R.
- Simple efecto N.A.
- Presión aire para cerrar válvula
- Normal abierto
- Retorno a posición abierta por muelles.

S.R.
- Simple efecto N.C.
- Presión aire para abrir válvula
- Normal cerrado
- Retorno a posición cerrada por muelles.

MODELOS DE ACTUADORES

GN / GN-S. Aluminio extrusionado con anodizado exterior e interior. Salvo Mod. GN10 y GN 10/S Construidos en Tecno-Polimero con tapas en aluminio. Presión de 4 a 10 bar. Temperatura: -20ºC +80ºC

GNP / GNP-S. Cuerpo y tapas en aleación de aluminio anodizado y posterior recubrimiento externo con pintura de poliéster en polvo para resistencia a la corrosión. Presión de trabajo de 2,5 a 8 bar. Temperatura de trabajo -20ºC + 80ºC.

HOMOLOGACIÓN ATEX

Según Directiva 94/9/CE para atmósferas explosivas:
Categoria II2 GDT5 (Zona 1,2/ 21,22)

NOTAS IMPORTANTES

Los equipos actuador/válvula que presentamos en esta TARIFA, corresponden a las siguientes condiciones de trabajo:

Líquidos limpios y no agresivos
Presión diferencial máx.: 16 Kgs./cm^2.
Presión de alimentación mínima: 6 Bar.
Para otras condiciones de trabajo, rogamos nos consulten.

DISPOSITIVOS DE CONTROL - OPCIONALES

Mando manual de emergencia.
Electroválvulas 3 y 5 vias “Namur” IP-65.
Finales de carrera y cajas de plástico con finales de carrera “Namur” IP-65.
Electromecánicos - magnéticos IP-65.
Inductivos IP-68 EExi b II C T6.
Posicionadores neumáticos, señal 3-15 psi.
Posicionadores electroneumáticos, señal 4-20 mA.

VALVES EQUIPPED WITH 90º ROTATION PNEUMATIC ACTUATOR SPRING RETURN AND DOUBLE ACTING FOR AUTOMATIC AND REMOTE OPERATION

CHARACTERISTICS OF THE ACTUATORS:

They can be operated with compressed air or any other non-aggressive fluid under pressure of 8 and 10 bars according to the model.

Built in rust resistant materials. They have a constant and high twisting moment.

TYPE OF ACTUATORS

D.A.
- *Double acting*
- *Air pressure for opening and closing*

S.R.
- *Spring Return NA*
- *Air pressure for closing valve*
- *Normal open*
- *Return to opening position by springs*

S.R.
- *Spring Return NC*
- *Air pressure for opening valve*
- *Normal closed*
- *Return to closing position by springs*

ACTUATOR MODELS

GN/GN-S. *Extruded aluminium with all internal and external surfaces anodized for corrosion resistance. Except for Mod. GN10 and GN 10/S. Technopolymer construction with aluminium end. Pressure from 4 to 10 bar. Temperature from -20ºC to +80ºC.*

GNP / GNP-S. *Aluminium alloy body and caps with all anodized surface and external surface with powder polyester painted for corrosion resistance. Working pressure from 2.5 to 8 bar. Working temperature -20ºC + 80ºC.*

ATEX CERTIFICATION ACCORDING

To 94/ 9/ CE for explosives atmospheres:
Class II2 GDT5 (Zones 1,2/ 21, 22)

IMPORTANT

The actuator / valve equipments that we present in this PRICE LIST are suitable for the following working conditions:

Clean, non-aggressive liquids.
Differential pressure max. 16 kg/cm^2
Minimum feed pressure: 6 bar
For other working conditions, please contact us.

SAFETY DEVICES – OPTIONAL

Manual emergency control.
3 and 5 way “Namur” solenoid valve IP-65
Microswitches and microswitches boxes namur IP-65
Electromechanical-magnetic IP-65
Inductive IP-68 Eexi b II C T6.
Pneumatic positioners, signal 3-15 psi
Electropneumatic positioners, signal 4-20 mA.

REFERENCIA Y FIGURA *REFERENCE AND FIGURE*	DESCRIPCIÓN Y DIMENSIONES *DESCRIPTION AND DIMENSIONS*	CÓDIGO *CODE*	MEDIDA *SIZE*	TIPO ACT. *ACT. TYPE*	PESO *WEIGHT*	P.V.P. € *PRICE €*

5060
5060N

Válvula asiento inclinado con actuador neumático de simple efecto.
También disponible con rosca NPT (5060N)
Extremos rosca gas, PN.16. Const.: acero inox.
AISI 316 microfusión. Junta actuador: NBR. Presión mando.
Actuador: 3-10 kg/cm². Rango temp. trabajo: -25C+170ºC.

Slanted seat valve with spring return actuator.
Also available in NPT thread (5060N)
Gas threaded ends, PN-16. Constr.: stainless steel AISI 316 investment casting. Actuator seal: NBR.
Working temp. range: -25C+ 170ºC.
Pressure control actuator: 3-10 kg/cm².

MED.	A	B	L	D
1/2"	133	126	68	60
3/4"	137	131	75	60
1"	149	140	90	650
1 1/4"	188	175	116	77
1 1/2"	190	178	116	77
2"	203	184	138	77

CÓDIGO	MEDIDA	TIPO ACT.	PESO	P.V.P. €
5060 04	1/2"		1,100	**151,88**
5060 05	3/4"		1,200	**158,38**
5060 06	1"		1,500	**164,45**
5060 07	1 1/4"		3,000	**251,66**
5060 08	1 1/2"		3,100	**266,99**
5060 09	2"		4,100	**325,23**

5062
5062N

Válvula neumática de corredera
También disponible con rosca NPT (5062N).
Construcción en acero inoxidable AISI 304.
Extremos rosca gas. Material de cierre: EPDM.
Conexión neumática Namur.
Presión máxima de trabajo 10 Bar.

Pneumatic shuttle valve
Also available with NPT thread (5062N).
Stainless steel material AISI 304.
Gas thread ends. Seat EPDM material.
Namur pneumatic connection.
Maximum working pressure 10 Bar.

NOVEDAD
NEW

MED.	A	B	D	L	SW
3/8"	54	31	46	98	22
1/2"	59	33	52	112	27
3/4"	70	38	64	135	32
1"	76	41	69	143	41
1 1/4"	92	49	86	165	50
1 1/2"	102	54	96	180	56
2"	114	60	108	207	70

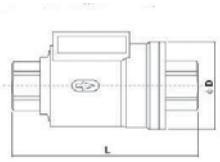

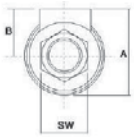

CÓDIGO	MEDIDA	TIPO ACT.	PESO	P.V.P. €
5062 03	3/8"		0,800	**101,01**
5062 04	1/2"		1,000	**113,59**
5062 05	3/4"		1,500	**136,27**
5062 06	1"		1,920	**156,66**
5062 07	1 1/4"		3,060	**200,12**
5062 08	1 1/2"		3,760	**241,67**
5062 09	2"		5,710	**322,09**

Precios rosca NPT a consultar / *NPT thread prices on request*

5065

Válvula neumática 2 vías modulante.
Construcción en fundición GG-25
Extremos bridados DIN PN 16.
Asiento Peek.Señal de mando 3-15 PSI
Temperatura de trabajo -10ºC / + 250ºC

2 Ways modulate pneumatic valve.
Cast iron GG-25 material.
DIN PN 16 flange ends.
Seat material: Peek. 3-15 PSI signal command
Working temperature -10ºC / +250ºC

Válvulas con bridas ANSI S-150 bajo demanda
ANSI S-150 Flange Ends on request

MED.	A	B	C	D	E
3/4"	370	215	105	150	59
1"	380	215	115	160	65
1 1/4"	405	275	140	180	71
1 1/2"	415	275	150	200	80
2"	450	275	165	230	91
2 1/2"	575	430	185	290	105
3"	620	430	200	310	133
4"	655	430	220	350	153

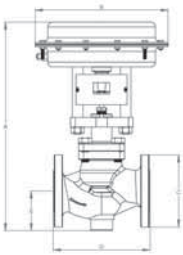

CÓDIGO	MEDIDA	TIPO ACT.	PESO	P.V.P. €
5065 05	3/4"		9,000	**918,80**
5065 06	1"		10,000	**912,00**
5065 07	1 1/4"		14,000	**978,36**
5065 08	1 1/2"		16,000	**1031,04**
5065 09	2"		21,000	**1239,12**
5065 10	2 1/2"		47,000	**1645,12**
5065 11	3"		51,000	**3113,76**
5065 12	4"		65,000	**4038,80**

NOVEDAD
NEW

VÁLVULAS CON ACTUADOR NEUMÁTICO DOBLE Y SIMPLE EFECTO
VALVES WITH DOUBLE ACTING AND SPRING RETURN PNEUMATIC ACTUATORS

REFERENCIA Y FIGURA *REFERENCE AND FIGURE*	DESCRIPCIÓN Y DIMENSIONES *DESCRIPTION AND DIMENSIONS*	CÓDIGO *CODE*	MEDIDA *SIZE*	TIPO ACT. *ACT. TYPE*	PESO *WEIGHT*	P.V.P. € *PRICE €*

5015

Válvula esfera 2 piezas
Características de válvula ver art. 2015

2 pieces ball valve
Valve characteristics see art. 2015

Actuador Gen-Air / *Gen-Air actuator*

GN					
MED.	**MOD. ACT**	**A**	**E**	**L**	**D**
1/4"	GN-05	153	101	119	67
3/8"	GN-05	153	101	119	67
1/2"	GN-05	186	101	119	67
3/4"	GN-05	195	101	119	67
1"	GN-05	201	101	119	67
1 1/4"	GN-15	206	121	165	85
1 1/2"	GN-15	218	121	165	85
2"	GN-17	232	121	197	85

GN					
MED.	**MOD. ACT**	**A**	**E**	**L**	**D**
1/4"	GN-05/S2	153	101	119	67
3/8"	GN-05/S2	153	101	119	67
1/2"	GN-15/S3	176	121	165	85
3/4"	GN-15/S4	185	121	165	85
1"	GN-17/S4	190	121	197	85
1 1/4"	GN-20/S4	228	143	177	96
1 1/2"	GN-25/S4	240	143	239	96
2"	GN-30/S4	273	162	230	113

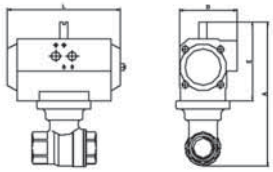

Gen-Air Doble efecto / *Gen-Air Double Acting*				
5015 02 43	1/4"	GN-05	1,150	**107,51**
5015 03 43	3/8"	GN-05	1,140	**107,51**
5015 04 44	1/2"	GN-05	1,200	**108,12**
5015 05 44	3/4"	GN-05	1,480	**114,27**
5015 06 44	1"	GN-05	1,630	**125,49**
5015 07 48	1 1/4"	GN-15	3,190	**162,08**
5015 08 48	1 1/2"	GN-15	3,740	**179,84**
5015 09 52	2"	GN-17	5,180	**224,66**

Gen-Air Simple efecto / *Gen-Air Spring Return*				
5015 02 45	1/4"	GN-05/S2	1,230	**117,48**
5015 03 45	3/8"	GN-05/S2	1,235	**117,48**
5015 04 73	1/2"	GN-15/S3	2,370	**140,88**
5015 05 74	3/4"	GN-15/S4	2,650	**157,11**
5015 06 49	1"	GN-17/S4	3,370	**178,47**
5015 07 76	1 1/4"	GN-20/S4	4,605	**217,34**
5015 08 77	1 1/2"	GN-25/S4	6,390	**254,45**
5015 09 78	2"	GN-30/S4	8,400	**304,70**

Actuador GNP / GNP actuator

GNP					
MED.	**MOD. ACT**	**A**	**E**	**L**	**D**
1/4"	GNP-14	132	80	122	65
3/8"	GNP-14	132	80	122	65
1/2"	GNP-14	165	80	122	65
3/4"	GNP-14	174	80	122	65
1"	GNP-14	180	80	122	65
1 1/4"	GNP-44	202,5	117,5	168	83
1 1/2"	GNP-44	214,5	177,5	168	83
2"	GNP-44	228,5	177,5	168	83

GNP					
MED.	**MOD. ACT**	**A**	**E**	**L**	**D**
1/4"	GNP-24/S4	154	102	147	71,5
3/8"	GNP-24/S4	154	102	147	71,5
1/2"	GNP-24/S4	157	102	147	71,5
3/4"	GNP-44/S4	181,5	117,5	168	83
1"	GNP-44/S5	186,5	117,5	168	83
1 1/4"	GNP-60/S5	214,5	129,5	184	92
1 1/2"	GNP-94/S5	235,5	138,5	204	103
2"	GNP-135/S5	258	147	262	108,5

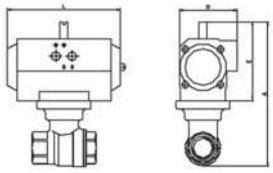

GNP Doble efecto / *GNP Double Acting*				
5015 02 120	1/4"	GNP-14	1,100	**112,89**
5015 03 120	3/8"	GNP-14	1,090	**112,89**
5015 04 122	1/2"	GNP-14	1,150	**113,53**
5015 05 122	3/4"	GNP-14	1,430	**119,98**
5015 06 122	1"	GNP-14	1,580	**131,76**
5015 07 128	1 1/4"	GNP-44	3,460	**170,18**
5015 08 128	1 1/2"	GNP-44	4,010	**188,83**
5015 09 128	2"	GNP-44	4,930	**235,89**

GNP Simple efecto / *GNP Spring Return*				
5015 02 124	1/4"	GNP-24/S4	1,795	**123,35**
5015 03 124	3/8"	GNP-24/S4	1,795	**123,35**
2015 04 126	1/2"	GNP-24/S4	1,850	**147,92**
5015 05 132	3/4"	GNP-44/S4	2,830	**164,97**
5015 06 136	1"	GNP-44/S4	2,980	**187,39**
5015 07 140	1 1/4"	GNP-60/S5	4,250	**228,21**
5015 08 144	1 1/2"	GNP-94/S5	5,510	**267,17**
5015 09 148	2"	GNP-135/S5	8,330	**319,94**

REFERENCIA Y FIGURA *REFERENCE AND FIGURE*	DESCRIPCIÓN Y DIMENSIONES *DESCRIPTION AND DIMENSIONES*	CÓDIGO *CODE*	MEDIDA *SIZE*	TIPO ACT. *ACT. TYPE*	PESO *WEIGHT*	P.V.P. € *PRICE €*

5025
5026
5027

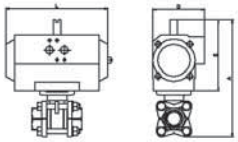

Válvula esfera 3 piezas
Características de válvula ver art. 2025/2026/2027

3 pieces ball valve
Valve characteristics see art. 2025/2026/2027

Actuador Gen-Air / *Gen-Air actuator*

GN					
MED.	**MOD. ACT**	**A**	**E**	**L**	**D**
1/4"	GN-05	157	101	119	67
3/8"	GN-05	157	101	119	67
1/2"	GN-05	190	101	119	67
3/4"	GN-05	199	101	119	67
1"	GN-05	204	101	119	67
1 1/4"	GN-15	211	121	165	85
1 1/2"	GN-15	221	121	165	85
2"	GN-17	234	121	197	85
2 1/2"	GN-20	315	143	177	96
3"	GN-25	336	143	239	96
4"	GN-35	403	143	239	96

GN					
MED.	**MOD. ACT**	**A**	**E**	**L**	**D**
1/4"	GN-05/S2	157	101	119	67
3/8"	GN-05/S2	157	101	119	67
1/2"	GN-15/S3	180	121	165	85
3/4"	GN-15/S4	189	121	165	85
1"	GN-17/S4	194	121	197	85
1 1/4"	GN-20/S4	233	143	177	96
1 1/2"	GN-25/S4	243	143	239	96
2"	GN-30/S4	275	162	230	113
2 1/2"	GN-35/S3	368	196	246	138
3"	GN-40/S4	389	196	290	138
4"	GN-45/S4	468	208	351	151

CÓDIGO *CODE*	MEDIDA *SIZE*	TIPO ACT. *ACT. TYPE*	PESO *WEIGHT*	P.V.P. € *PRICE €*
Gen-Air Doble efecto / *Gen-Air Double Acting*				
5025 / 5026				
5027 02 43	1/4"	GN-05	1,240	**104,21**
5027 03 43	3/8"	GN-05	1,230	**104,24**
5027 04 44	1/2"	GN-05	1,290	**105,59**
5027 05 44	3/4"	GN-05	1,670	**111,65**
5027 06 44	1"	GN-05	1,870	**117,68**
5027 07 48	1 1/4"	GN-15	3,650	**161,29**
5027 08 48	1 1/2"	GN-15	4,180	**178,79**
5027 09 52	2"	GN-17	5,820	**225,00**
5027 10 64	2 1/2"	GN-20	11,370	**385,26**
5027 11 65	3"	GN-25	16,400	**511,24**
5027 12 67	4"	GN-35	28,930	**812,09**
Gen-Air Simple efecto / *Gen-Air Spring Return*				
5025 / 5026				
5027 02 45	1/4"	GN-05/S2	1,335	**112,89**
5027 03 45	3/8"	GN-05/S2	1,335	**112,89**
5027 04 73	1/2"	GN-15/S3	2,450	**140,15**
5027 05 74	3/4"	GN-15/S4	2,820	**157,18**
5027 06 49	1"	GN-17/S4	3,610	**171,82**
5027 07 76	1 1/4"	GN-20/S4	5,000	**219,95**
5027 08 77	1 1/2"	GN-25/S4	6,940	**257,95**
5027 09 78	2"	GN-30/S4	9,050	**307,06**
5027 10 79	2 1/2"	GN-35/S3	17,520	**526,94**
5027 11 80	3"	GN-40/S4	23,100	**680,09**
5027 12 81	4"	GN-45/S4	36,370	**961,06**

Actuador GNP / GNP actuator

GNP					
MED.	**MOD. ACT**	**A**	**E**	**L**	**D**
1/4"	GNP-14	136	80	122	65
3/8"	GNP-14	136	80	122	65
1/2"	GNP-14	169	80	122	65
3/4"	GNP-14	178	80	122	65
1"	GNP-14	183	80	122	65
1 1/4"	GNP-44	207,5	117,5	168	83
1 1/2"	GNP-44	217,5	117,5	168	83
2"	GNP-44	230,5	117,5	168	83
2 1/2"	GNP- 60	301,5	129,5	184	92
3"	GNP-94	331,5	138,5	204	103
4"	GNP-198	423	163	268	121,5

GNP					
MED.	**MOD. ACT**	**A**	**E**	**L**	**D**
1/4"	GNP-24/S4	158	102	147	71,5
3/8"	GNP-24/S4	158	102	147	71,5
1/2"	GNP-24/S4	161	102	147	71,5
3/4"	GNP-44/S4	185,5	117,5	168	83
1"	GNP-44/S5	190,5	117,5	168	83
1 1/4"	GNP-60/S5	219,5	129,5	184	92
1 1/2"	GNP-94/S5	238,5	138,5	204	103
2"	GNP-135/S5	260	147	262	108,5
2 1/2"	GNP-198/S4	335	163	268	121,5
3"	GNP-300/S5	378	185	296	142
4"	GNP-513/S5	461,5	201,5	390	152

CÓDIGO *CODE*	MEDIDA *SIZE*	TIPO ACT. *ACT. TYPE*	PESO *WEIGHT*	P.V.P. € *PRICE €*
GNP Doble efecto / *GNP Double Acting*				
5025 / 5026				
5027 02 120	1/4"	GNP-14	1,190	**109,42**
5027 03 120	3/8"	GNP-14	1,180	**109,45**
5027 04 122	1/2"	GNP-14	1,240	**110,87**
5027 05 122	3/4"	GNP-14	1,620	**117,23**
5027 06 122	1"	GNP-14	1,820	**123,56**
5027 07 128	1 1/4"	GNP-44	3,920	**169,36**
5027 08 128	1 1/2"	GNP-44	4,450	**187,73**
5027 09 128	2"	GNP-44	5,570	**236,25**
5027 10 142	2 1/2"	GNP- 94	11,800	**404,53**
5027 11 142	3"	GNP-94	15,700	**536,80**
5027 12 150	4"	GNP-198	27,250	**852,69**
GNP Simple efecto / *GNP Spring Return*				
5025 / 5026				
5027 02 124	1/4"	GNP-24/S4	1,900	**118,53**
5027 03 124	3/8"	GNP-24/S4	1,900	**118,53**
5027 04 126	1/2"	GNP-24/S4	1,930	**147,15**
5027 05 132	3/4"	GNP-44/S4	3,000	**165,04**
5027 06 136	1"	GNP-44/S4	3,220	**180,41**
5037 07 140	1 1/4"	GNP-60/S5	4,650	**230,94**
5027 08 144	1 1/2"	GNP-94/S5	6,060	**270,84**
5027 09 148	2"	GNP-135/S5	8,980	**322,42**
5027 10 152	2 1/2"	GNP-198/S4	15,200	**553,29**
5027 11 160	3"	GNP-300/S5	22,790	**714,09**
5027 12 164	4"	GNP-513/S5	35,750	**1009,11**

VÁLVULAS CON ACTUADOR NEUMÁTICO DOBLE Y SIMPLE EFECTO
VALVES WITH DOUBLE ACTING AND SPRING RETURN PNEUMATIC ACTUATORS

REFERENCIA Y FIGURA *REFERENCE AND FIGURE*	DESCRIPCIÓN Y DIMENSIONES *DESCRIPTION AND DIMENSIONS*	CÓDIGO *CODE*	MEDIDA *SIZE*	TIPO ACT. *ACT. TYPE*	PESO *WEIGHT*	P.V.P. € *PRICE €*

5013

Válvula esfera 3 piezas (clamp)
Características de válvula ver art. 2933

3 pieces ball valve (clamp)
Valve characteristics see art. 2933

Actuador Gen-Air / *Gen-Air actuator*

GN					
MED.	**MOD. ACT**	**A**	**E**	**L**	**D**
1/2"	GN-15	176	121	165	85
3/4"	GN-15	182	121	165	85
1"	GN-15	205	121	165	85
1 1/2"	GN-20	238	143	177	96
2"	GN-25	253	143	239	96
2 1/2"	GN-30	302	162	230	113
3"	GN-35	350	196	246	138
4"	GN-35	395	196	246	138

GN					
MED.	**MOD. ACT**	**A**	**E**	**L**	**D**
1/2"	GN-15/S3	176	121	165	85
3/4"	GN-15/S4	182	121	165	85
1"	GN-20/S4	227	143	177	96
1 1/2"	GN-30/S4	257	162	230	113
2"	GN-35/S4	306	196	246	138
2 1/2"	GN-45/S3	347	208	351	151
3"	GN-55/S3	401	248	418	185
4"	GN-55/S3	447	248	418	185

CÓDIGO *CODE*	MEDIDA *SIZE*	TIPO ACT. *ACT. TYPE*	PESO *WEIGHT*	P.V.P. € *PRICE €*
Gen-Air Doble efecto / *Gen-Air Double Acting*				
5013 04 62	1/2"	GN-15	2,930	**198,83**
5013 05 62	3/4"	GN-15	3,130	**207,45**
5013 06 62	1"	GN-15	3,460	**219,86**
5013 08 64	1 1/2"	GN-20	5,870	**316,59**
5013 09 65	2"	GN-25	8,400	**386,12**
5013 10 66	2 1/2"	GN-30	14,270	**622,18**
5013 11 67	3"	GN-35	22,180	**874,50**
5013 12 67	4"	GN-35	27,680	**1499,06**
Gen-Air Simple efecto / *Gen-Air Spring Return*				
5013 04 73	1/2"	GN-15/S3	3,492	**213,80**
5013 05 74	3/4"	GN-15/S4	3,650	**228,54**
5013 06 76	1"	GN-20/S4	4,986	**273,73**
5013 08 78	1 1/2"	GN-30/S4	8,870	**377,35**
5013 09 87	2"	GN-35/S4	14,210	**517,42**
5013 10 91	2 1/2"	GN-45/S3	24,820	**821,97**
5013 11 92	3"	GN-55/S3	41,600	**1234,28**
5013 12 92	4"	GN-55/S3	47,500	**1628,83**

Actuador GNP / GNP actuator

GNP					
MED.	**MOD. ACT**	**A**	**E**	**L**	**D**
1/2"	GNP-44	172,5	117,5	168	83
3/4"	GNP-44	178,5	117,5	168	83
1"	GNP-44	201,5	117,5	168	83
1 1/2"	GNP-60	224,5	129,5	184	92
2"	GNP-94	248,5	138,5	204	103
2 1/2"	GNP-135	287	147	262	108,5
3"	GNP-198	317	163	268	121,5
4"	GNP-198	362	163	268	121,5

GNP					
MED.	**MOD. ACT**	**A**	**E**	**L**	**D**
1/2"	GNP-44/S4	172,5	117,5	168	83
3/4"	GNP-44/S4	178,5	117,5	168	83
1"	GNP-60/S5	213,5	129,5	184	92
1 1/2"	GNP-135/S5	242	147	262	108,5
2"	GNP-198/S5	273	163	268	121,5
2 1/2"	GNP-513/S5	340,5	201,5	390	152
3"	GNP-1280/S5	413	260	525	206
4"	GNP-1280/S5	459	260	525	206

CÓDIGO *CODE*	MEDIDA *SIZE*	TIPO ACT. *ACT. TYPE*	PESO *WEIGHT*	P.V.P. € *PRICE €*
GNP Doble efecto / *GNP Double Acting*				
5013 04 130	1/2"	GNP-44	3,200	**208,77**
5013 05 130	3/4"	GNP-44	3,400	**217,82**
5013 06 130	1"	GNP-44	3,730	**230,85**
5013 08 138	1 1/2"	GNP-60	5,700	**332,42**
5013 09 142	2"	GNP-94	7,700	**405,42**
5013 10 146	2 1/2"	GNP-135	14,430	**653,29**
5013 11 150	3"	GNP-198	20,500	**918,23**
5013 12 150	4"	GNP-198	26,000	**1574,01**
GNP Simple efecto / *GNP Spring Return*				
5013 04 134	1/2"	GNP-44/S4	3,670	**224,49**
5013 05 132	3/4"	GNP-44/S4	3,830	**239,97**
5013 06 140	1"	GNP-60/S5	4,640	**287,42**
5013 08 148	1 1/2"	GNP-135/S5	8,800	**396,22**
5013 09 154	2"	GNP-198/S5	11,800	**543,29**
5013 10 164	2 1/2"	GNP-513/S5	24,200	**863,07**
5013 11 172	3"	GNP-1280/S5	60,700	**1425,58**
5013 12 172	4"	GNP-1280/S5	66,600	**1881,29**

5029

Válvula esfera 2 piezas
Características de válvula ver art. 3023 hasta 2"y ver art. 3029 de 2 1/2" a 4".

2 pieces ball valve
Valve characteristics see art. 3023 until 2 "and see art. 3029 from 2 1/2"to 4".

Actuador Gen-Air / *Gen-Air actuator*

GN					
MED.	**MOD. ACT**	**A**	**E**	**L**	**D**
1/2"	GN-05	144	101	119	67
3/4"	GN-05	151	101	119	67
1"	GN-05	158	101	119	67
1 1/4"	GN-15	191	121	165	85
1 1/2"	GN-15	202	121	165	85
2"	GN-15	220	121	165	85
2 1/2"	GN-25	301	143	239	96
3"	GN-30	346	162	230	113
4"	GN-40	421	196	290	138

GN					
MED.	**MOD. ACT**	**A**	**E**	**L**	**D**
1/2"	GN-05/S2	144	101	119	67
3/4"	GN-05/S2	151	101	119	67
1"	GN-15/S3	178	121	165	85
1 1/4"	GN-15/S4	191	121	165	85
1 1/2"	GN-20/S4	224	143	177	96
2"	GN-25/S4	242	143	239	96
2 1/2"	GN-40/S4	360	196	290	138
3"	GN-45/S3	392	208	351	151
4"	GN-55/S4	468	248	418	185

CÓDIGO *CODE*	MEDIDA *SIZE*	TIPO ACT. *ACT. TYPE*	PESO *WEIGHT*	P.V.P. € *PRICE €*
Gen-Air Doble efecto / *Gen-Air Double Acting*				
5029 04 43	1/2"	GN-05	1,080	**103,64**
5029 05 43	3/4"	GN-05	1,195	**107,28**
5029 06 44	1"	GN-05	1,380	**112,99**
5029 07 63	1 1/4"	GN-15	2,710	**157,76**
5029 08 63	1 1/2"	GN-15	3,100	**168,46**
5029 09 63	2"	GN-15	3,950	**195,21**
5029 10 65	2 1/2"	GN-25	7,650	**300,29**
5029 11 66	3"	GN-30	9,940	**361,97**
5029 12 68	4"	GN-40	18,860	**506,00**
Gen-Air Simple efecto / *Gen-Air Spring Return*				
5029 04 45	1/2"	GN-05/S2	1,160	**106,73**
5029 05 45	3/4"	GN-05/S2	1,275	**110,49**
5029 06 73	1"	GN-15/S3	2,530	**154,49**
5029 07 74	1 1/4"	GN-15/S4	2,880	**187,68**
5029 08 76	1 1/2"	GN-20/S4	4,310	**201,48**
5029 09 77	2"	GN-25/S4	6,270	**230,34**
5029 10 80	2 1/2"	GN-40/S4	14,360	**455,74**
5029 11 91	3"	GN-45/S3	20,120	**548,35**
5029 12 82	4"	GN-55/S4	35,550	**815,59**

REFERENCIA Y FIGURA *REFERENCE AND FIGURE*	DESCRIPCIÓN Y DIMENSIONES *DESCRIPTION AND DIMENSIONS*	CÓDIGO *CODE*	MEDIDA *SIZE*	TIPO ACT. *ACT. TYPE*	PESO *WEIGHT*	P.V.P. € *PRICE €*

5029

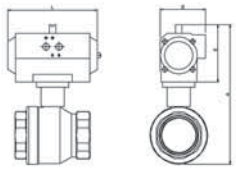

Actuador GNP / GNP actuator

GNP					
MED.	**MOD. ACT**	**A**	**E**	**L**	**D**
1/2"	GNP-14	123	80	122	65
3/4"	GNP-14	130	80	122	65
1"	GNP-14	137	80	122	65
1 1/4"	GNP-44	187,5	117,5	168	83
1 1/2"	GNP-44	198,5	117,5	168	83
2"	GNP-44	216,5	117,5	168	83
2 1/2"	GNP-94	296,5	138,5	204	105
3"	GNP-135	331	147	262	108,5
4"	GNP-300	410	185	296	142

GNP					
MED.	**MOD. ACT**	**A**	**E**	**L**	**D**
1/2"	GNP-24/S4	145	102	147	71,5
3/4"	GNP-24/S4	152	102	147	71,5
1"	GNP-44/S4	174,5	117,5	168	83
1 1/4"	GNP-44/S4	187,5	117,5	168	83
1 1/2"	GNP-60/S5	200,5	119,5	184	95
2"	GNP-94/S5	228	129	204	103
2 1/2"	GNP-300/S5	349	185	296	142
3"	GNP-513/S5	385,5	201,5	390	152
4"	GNP-1280/S5	480	260	525	206

GNP Doble efecto / *GNP Double Acting*				
5029 04 120	1/2"	GNP-14	1,030	**108,82**
5029 05 120	3/4"	GNP-14	1,145	**112,65**
5029 06 122	1"	GNP-14	1,330	**118,64**
5029 07 128	1 1/4"	GNP-44	2,980	**165,64**
5029 08 128	1 1/2"	GNP-44	3,370	**176,88**
5029 09 128	2"	GNP-44	4,200	**204,97**
5029 10 142	2 1/2"	GNP-94	6,950	**315,31**
5029 11 146	3"	GNP-135	10,100	**380,07**
5029 12 158	4"	GNP-300	18,830	**531,30**

GNP Simple efecto / *GNP Spring Return*				
5029 04 124	1/2"	GNP-24/S4	1,730	**112,06**
5029 05 124	3/4"	GNP-24/S4	1,840	**116,02**
5029 06 134	1"	GNP-44/S4	2,730	**162,22**
5029 07 132	1 1/4"	GNP-44/S4	3,080	**197,07**
5029 08 140	1 1/2"	GNP-60/S5	4,170	**211,55**
5029 09 144	2"	GNP-94/S5	5,700	**241,85**
5029 10 160	2 1/2"	GNP-300/S5	14,050	**478,52**
5029 11 164	3"	GNP-513/S5	19,500	**575,77**
5029 12 172	4"	GNP-1280/S5	54,650	**942,00**

5070

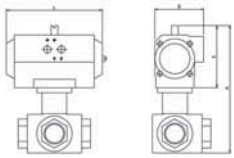

Válvula de esfera 3 vias "L"
Características de válvula ver art. 3272 hasta 2" y ver art. 3070 de 1 1/4" a 2"

"L" 3 ways ball valve
Valve characteristics see art. 3272 until 2" and see art. 3070 from 1 1/4" to 2"

Actuador Gen-Air / *Gen-Air actuator*

GN					
MED.	**MOD. ACT**	**A**	**E**	**L**	**D**
1/2"	GN-05	155	101	119	67
3/4"	GN-05	164	101	119	67
1"	GN-05	173	101	119	67
1 1/4"	GN-15	237	121	165	85
1 1/2"	GN-25	271	143	177	96
2"	GN-25	297	143	177	96

GN					
MED.	**MOD. ACT**	**A**	**E**	**L**	**D**
1/2"	GN-05/S2	155	101	119	67
3/4"	GN-15/S3	184	121	165	85
1"	GN-15/S4	193	121	165	85
1 1/4"	GN-25/S5	243	143	239	96
1 1/2"	GN-35/S4	324	196	246	138
2"	GN-45/S4	362	208	351	151

Gen-Air Doble efecto / *Gen-Air Double Acting*				
5070 04 43	1/2"	GN-05	1,330	**107,98**
5070 05 44	3/4"	GN-05	1,590	**115,68**
5070 06 44	1"	GN-05	1,950	**132,56**
5070 07 63	1 1/4"	GN-15	5,130	**249,81**
5070 08 65	1 1/2"	GN-25	8,470	**330,51**
5070 09 65	2"	GN-25	14,090	**422,90**

Gen-Air Simple efecto / *Gen-Air Spring Return*				
5070 04 45	1/2"	GN-05/S2	1,410	**107,98**
5070 05 73	3/4"	GN-15/S3	2,760	**115,68**
5070 06 47	1"	GN-15/S4	3,120	**132,56**
5070 07 85	1 1/4"	GN-25/S5	7,430	**329,05**
5070 08 87	1 1/2"	GN-35/S4	15,470	**453,89**
5070 09 81	2"	GN-45/S4	25,110	**643,37**

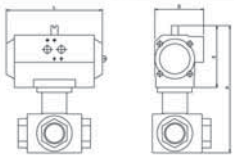

Actuador GNP / GNP actuator

GNP					
MED.	**MOD. ACT**	**A**	**E**	**L**	**D**
1/2"	GNP-14	134	80	122	65
3/4"	GNP-14	143	80	122	65
1"	GNP-14	152	80	122	65
1 1/4"	GNP-44	233,5	117,5	168	83
1 1/2"	GNP-94	266,5	138,5	204	103
2"	GNP-94	292,5	138,5	204	103

GNP					
MED.	**MOD. ACT**	**A**	**E**	**L**	**D**
1/2"	GNP-24/S4	156	102	147	71,5
3/4"	GNP-24/S4	165	102	147	71,5
1"	GNP-44/S4	189,5	117,5	168	83
1 1/4"	GNP-94/S5	238,5	138,5	204	103
1 1/2"	GNP-198/S5	291	163	268	121,5
2"	GNP-513/S5	355,5	201,5	390	152

GNP Doble efecto / *GNP Double Acting*				
5070 04 120	1/2"	GNP-14	1,280	**113,38**
5070 05 122	3/4"	GNP-14	1,540	**121,46**
5070 06 122	1"	GNP-14	1,900	**139,19**
5070 07 128	1 1/4"	GNP-44	5,400	**262,30**
5070 08 142	1 1/2"	GNP-94	7,770	**346,66**
5070 09 142	2"	GNP-94	13,380	**444,05**

GNP Simple efecto / *GNP Spring Return*				
5070 04 124	1/2"	GNP-24/S4	1,980	**113,38**
5070 05 126	3/4"	GNP-24/S4	2,240	**121,46**
5070 06 134	1"	GNP-44/S4	3,300	**139,19**
5070 07 144	1 1/4"	GNP-94/S5	6,550	**345,50**
5070 08 154	1 1/2"	GNP-198/S5	13,150	**476,58**
5070 09 164	2"	GNP-513/S5	24,490	**675,54**

VÁLVULAS CON ACTUADOR NEUMÁTICO DOBLE Y SIMPLE EFECTO
VALVES WITH DOUBLE ACTING AND SPRING RETURN PNEUMATIC ACTUATORS

REFERENCIA Y FIGURA *REFERENCE AND FIGURE*	DESCRIPCIÓN Y DIMENSIONES *DESCRIPTION AND DIMENSIONS*	CÓDIGO *CODE*	MEDIDA *SIZE*	TIPO ACT. *ACT. TYPE*	PESO *WEIGHT*	P.V.P. € *PRICE €*

5080

Válvula esfera 3 vias "T"
Características de válvula ver art. 3282 hasta 2"
y ver art. 3080 de 1 1/4" a 2"

"T" 3 ways ball valve
Valve characteristics see art. 3282 until 2"
and see art. 3080 from 1 1/4" to 2"

Actuador Gen-Air / *Gen-Air actuator*

GN					
MED.	**MOD. ACT**	**A**	**E**	**L**	**D**
1/2"	GN-05	155	101	119	67
3/4"	GN-05	164	101	119	67
1"	GN-05	173	101	119	67
1 1/4"	GN-15	237	121	165	85
1 1/2"	GN-25	271	143	239	96
2"	GN-25	297	143	239	96

GN					
MED.	**MOD. ACT**	**A**	**E**	**L**	**D**
1/2"	GN-05/S2	155	101	119	67
3/4"	GN-15/S3	184	121	165	85
1"	GN-15/S4	193	121	165	85
1 1/4"	GN-25/S5	243	143	239	96
1 1/2"	GN-35/S4	324	196	246	138
2"	GN-45/S4	362	208	351	151

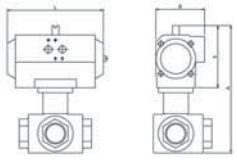

CÓDIGO	MEDIDA	TIPO ACT.	PESO	P.V.P. €
Gen-Air Doble efecto / *Gen-Air Double Acting*				
5080 04 43	1/2"	GN-05	1,330	**107,98**
5080 05 44	3/4"	GN-05	1,590	**115,68**
5080 06 44	1"	GN-05	1,950	**132,56**
5080 07 63	1 1/4"	GN-15	5,130	**249,81**
5080 08 65	1 1/2"	GN-25	8,470	**330,15**
5080 09 65	2"	GN-25	14,090	**422,90**
Gen-Air Simple efecto / *Gen-Air Spring Return*				
5080 04 45	1/2"	GN-05/S2	1,410	**107,98**
5080 05 73	3/4"	GN-15/S3	2,760	**115,68**
5080 06 47	1"	GN-15/S4	3,120	**132,56**
5080 07 85	1 1/4"	GN-25/S5	7,430	**329,05**
5080 08 87	1 1/2"	GN-35/S4	15,470	**453,89**
5080 09 81	2"	GN-45/S4	25,110	**643,37**

Actuador GNP / GNP actuator

GNP					
MED.	**MOD. ACT**	**A**	**E**	**L**	**D**
1/2"	GNP-14	134	80	122	65
3/4"	GNP-14	143	80	122	65
1"	GNP-14	152	80	122	65
1 1/4"	GNP-44	233,5	117,5	168	83
1 1/2"	GNP-94	266,5	138,5	204	103
2"	GNP-94	292,5	138,5	204	103

GNP					
MED.	**MOD. ACT**	**A**	**E**	**L**	**D**
1/2"	GNP-24/S4	156	102	147	71,5
3/4"	GNP-24/S4	165	102	147	71,5
1"	GNP-44/S4	189,5	117,5	168	83
1 1/4"	GNP-94/S5	238,5	138,5	204	103
1 1/2"	GNP-198/S5	291	163	268	121,5
2"	GNP-513/S5	355,5	201,5	390	152

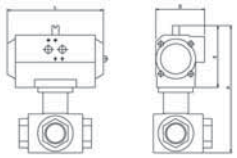

GNP Doble efecto / *GNP Double Acting*				
5080 04 120	1/2"	GNP-14	1,280	**113,38**
5080 05 122	3/4"	GNP-14	1,540	**121,46**
5080 06 122	1"	GNP-14	1,900	**139,19**
5080 07 128	1 1/4"	GNP-44	5,400	**262,30**
5080 08 142	1 1/2"	GNP-94	7,770	**346,66**
5080 09 142	2"	GNP-94	13,390	**444,05**
GNP Simple efecto / *GNP Spring Return*				
5080 04 124	1/2"	GNP-24/S4	1,980	**113,38**
5080 05 126	3/4"	GNP-24/S4	2,240	**121,46**
5080 06 134	1"	GNP-44/S4	3,300	**139,19**
5080 07 144	1 1/4"	GNP-94/S5	6,550	**345,50**
5080 08 154	1 1/2"	GNP-198/S5	13,150	**476,58**
5080 09 164	2"	GNP-513/S5	24,490	**675,54**

5040

Válvula esfera 3 vias "L"
Características de válvula ver art. 2040

"L" 3 ways ball valve
Valve characteristics see art. 2040

Actuador Gen-Air / *Gen-Air actuator*

GN					
MED.	**MOD. ACT**	**A**	**E**	**L**	**D**
1/4"	GN-05	163	101	119	67
3/8"	GN-05	163	101	119	67
1/2"	GN-05	163	101	119	67
3/4"	GN-05	172,5	101	119	67
1"	GN-15	207	121	165	85
1 1/4"	GN-15	221,5	121	165	85
1 1/2"	GN-15	234	121	165	85
2"	GN-17	251,5	121	197	85

GN					
MED.	**MOD. ACT**	**A**	**E**	**L**	**D**
1/4"	GN-05/S2	163	101	119	67
3/8"	GN-05/S2	163	101	119	67
1/2"	GN-05/S2	163	101	119	67
3/4"	GN-15/S4	192,5	121	165	85
1"	GN-17/S5	207	121	197	85
1 1/4"	GN-20/S4	243,5	143	177	96
1 1/2"	GN-25/S4	256	143	239	96
2"	GN-30/S4	292,5	162	230	113

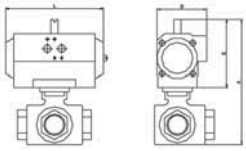

Gen-Air Doble efecto / *Gen-Air Double Acting*				
5040 02 44	1/4"	GN-05	1,710	**163,17**
5040 03 44	3/8"	GN-05	1,700	**163,17**
5040 04 44	1/2"	GN-05	1,750	**163,17**
5040 05 44	3/4"	GN-05	1,850	**182,82**
5040 06 63	1"	GN-15	3,790	**208,81**
5040 07 63	1 1/4"	GN-15	4,760	**270,20**
5040 08 63	1 1/2"	GN-15	5,710	**336,00**
5040 09 52	2"	GN-17	9,350	**505,56**
Gen-Air Simple efecto / *Gen-Air Spring Return*				
5040 02 46	1/4"	GN-05/S2	1,750	**172,99**
5040 03 46	3/8"	GN-05/S2	1,740	**172,99**
5040 04 46	1/2"	GN-05/S2	1,790	**172,99**
5040 05 47	3/4"	GN-15/S4	2,870	**222,11**
5040 06 50	1"	GN-17/S5	4,330	**246,33**
5040 07 76	1 1/4"	GN-20/S4	5,700	**321,23**
5040 08 77	1 1/2"	GN-25/S4	8,400	**412,49**
5040 09 78	2"	GN-30/S4	12,750	**585,02**

REFERENCIA Y FIGURA *REFERENCE AND FIGURE*	DESCRIPCIÓN Y DIMENSIONES *DESCRIPTION AND DIMENSIONES*	CÓDIGO *CODE*	MEDIDA *SIZE*	TIPO ACT. *ACT. TYPE*	PESO *WEIGHT*	P.V.P. € *PRICE €*

5040

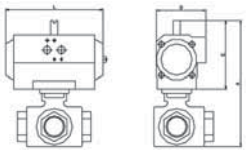

Actuador GNP / GNP actuator

GNP					
MED.	**MOD. ACT**	**A**	**E**	**L**	**D**
1/4"	GNP-14	142	80	122	65
3/8"	GNP-14	142	80	122	65
1/2"	GNP-14	142	80	122	65
3/4"	GNP-14	151,5	80	122	65
1"	GNP-44	203,5	117,5	168	83
1 1/4"	GNP-44	218	117,5	168	83
1 1/2"	GNP-44	230,5	117,5	168	83
2"	GNP-44	248	117,5	168	83

GNP					
MED.	**MOD. ACT**	**A**	**E**	**L**	**D**
1/4"	GNP-24/S4	164	102	147	71,5
3/8"	GNP-24/S4	164	102	147	71,5
1/2"	GNP-24/S4	164	102	147	71,5
3/4"	GNP-44/S4	189	117,5	168	83
1"	GNP-44/S4	203,5	117,5	168	83
1 1/4"	GNP-60/S5	230	129,5	184	92
1 1/2"	GNP-94/S5	251,5	138,5	204	103
2"	GNP-135/S5	277,5	147	262	108,5

GNP Doble efecto / *GNP Double Acting*				
5040 02 122	1/4"	GNP-14	1,660	**171,33**
5040 03 122	3/8"	GNP-14	1,650	**171,33**
5040 04 122	1/2"	GNP-14	1,700	**171,33**
5040 05 122	3/4"	GNP-14	1,800	**191,96**
5040 06 128	1"	GNP-44	4,060	**219,25**
5040 07 128	1 1/4"	GNP-44	5,030	**283,71**
5040 08 128	1 1/2"	GNP-44	5,980	**352,80**
5040 09 128	2"	GNP-44	9,100	**530,84**

GNP Simple efecto / *GNP Spring Return*				
5040 02 126	1/4"	GNP-24/S4	2,315	**181,64**
5040 03 126	3/8"	GNP-24/S4	2,305	**181,64**
5040 04 126	1/2"	GNP-24/S4	2,355	**181,64**
5040 05 132	3/4"	GNP-44/S4	3,050	**233,22**
5040 06 132	1"	GNP-44/S4	3,940	**258,65**
5040 07 140	1 1/4"	GNP-60/S5	5,350	**337,29**
5040 08 144	1 1/2"	GNP-94/S5	7,520	**433,12**
5040 09 148	2"	GNP-135/S5	12,680	**614,27**

5041

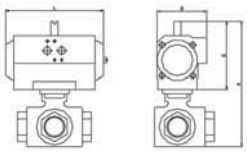

Válvula esfera 3 vias "T"
Características de válvula ver art. 2041

"T" 3 ways ball valve
Valve characteristics see art. 2041

Actuador Gen-Air / *Gen-Air actuator*

GN					
MED.	**MOD. ACT**	**A**	**E**	**L**	**D**
1/4"	GN-05	163	101	119	67
3/8"	GN-05	163	101	119	67
1/2"	GN-05	163	101	119	67
3/4"	GN-05	172,5	101	119	67
1"	GN-15	207	121	165	85
1 1/4"	GN-15	221,5	121	165	85
1 1/2"	GN-15	234	121	165	85
2"	GN-17	251,5	121	197	85

GN					
MED.	**MOD. ACT**	**A**	**E**	**L**	**D**
1/4"	GN-05/S2	163	101	119	67
3/8"	GN-05/S2	163	101	119	67
1/2"	GN-05/S2	163	101	119	67
3/4"	GN-15/S4	192,5	121	165	85
1"	GN-17/S5	207	121	197	85
1 1/4"	GN-20/S4	243,5	143	177	96
1 1/2"	GN-25/S4	256	143	239	96
2"	GN-30/S4	292,5	162	230	113

Gen-Air Doble efecto / *Gen-Air Double Acting*				
5041 02 44	1/4"	GN-05	1,710	**163,17**
5041 03 44	3/8"	GN-05	1,700	**163,17**
5041 04 44	1/2"	GN-05	1,750	**163,17**
5041 05 44	3/4"	GN-05	1,850	**182,82**
5041 06 63	1"	GN-15	3,790	**208,81**
5041 07 63	1 1/4"	GN-15	4,760	**270,20**
5041 08 63	1 1/2"	GN-15	5,710	**336,00**
5041 09 52	2"	GN-17	9,350	**505,56**

Gen-Air Simple efecto / Gen-Air Spring Return				
5041 02 46	1/4"	GN-05/S2	1,750	**172,99**
5041 03 46	3/8"	GN-05/S2	1,740	**172,99**
5041 04 46	1/2"	GN-05/S2	1,790	**172,99**
5041 05 47	3/4"	GN-15/S4	2,870	**222,11**
5041 06 50	1"	GN-17/S5	4,330	**246,33**
5041 07 76	1 1/4"	GN-20/S4	5,700	**321,23**
5041 08 77	1 1/2"	GN-25/S4	8,400	**412,49**
5041 09 78	2"	GN-30/S4	12,750	**585,02**

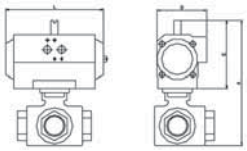

Actuador GNP / GNP actuator

GNP					
MED.	**MOD. ACT**	**A**	**E**	**L**	**D**
1/4"	GNP-14	142	80	122	65
3/8"	GNP-14	142	80	122	65
1/2"	GNP-14	142	80	122	65
3/4"	GNP-14	151,5	80	122	65
1"	GNP- 44	203,5	117,5	168	83
1 1/4"	GNP- 44	218	117,5	168	83
1 1/2"	GNP- 44	230,5	117,5	168	83
2"	GNP- 44	248	117,5	168	83

GNP					
MED.	**MOD. ACT**	**A**	**E**	**L**	**D**
1/4"	GNP-24/S4	164	102	147	71,5
3/8"	GNP-24/S4	164	102	147	71,5
1/2"	GNP-24/S4	164	102	147	71,5
3/4"	GNP-44/S4	189	117,5	168	83
1"	GNP-44/S4	203,5	117,5	168	83
1 1/4"	GNP-60/S5	230	129,5	184	92
1 1/2"	GNP-94/S5	251,5	138,5	204	103
2"	GNP-135/S5	277,5	147	262	108,5

GNP Doble efecto / *GNP Double Acting*				
5041 02 122	1/4"	GNP-14	1,660	**171,33**
5041 03 122	3/8"	GNP-14	1,650	**171,33**
5041 04 122	1/2"	GNP-14	1,700	**171,33**
5041 05 122	3/4"	GNP-14	1,800	**191,96**
5041 06 128	1"	GNP- 44	4,060	**219,25**
5041 07 128	1 1/4"	GNP- 44	5,030	**283,71**
5041 08 128	1 1/2"	GNP- 44	5,980	**352,80**
5041 09 128	2"	GNP- 44	9,100	**530,84**

GNP Doble efecto / *GNP Double Acting*				
5041 02 126	1/4"	GNP-24/S4	2,315	**181,64**
5041 03 126	3/8"	GNP-24/S4	2,305	**181,64**
5041 04 126	1/2"	GNP-24/S4	2,355	**181,64**
5041 05 132	3/4"	GNP-44/S4	3,050	**233,22**
5041 06 132	1"	GNP-44/S4	3,940	**258,65**
5041 07 140	1 1/4"	GNP-60/S5	5,350	**337,29**
5041 08 144	1 1/2"	GNP-94/S5	7,520	**433,12**
5041 09 148	2"	GNP-135/S5	12,680	**614,27**

VÁLVULAS CON ACTUADOR NEUMÁTICO DOBLE Y SIMPLE EFECTO
VALVES WITH DOUBLE ACTING AND SPRING RETURN PNEUMATIC ACTUATORS

REFERENCIA Y FIGURA *REFERENCE AND FIGURE*	DESCRIPCIÓN Y DIMENSIONES *DESCRIPTION AND DIMENSIONS*	CÓDIGO *CODE*	MEDIDA *SIZE*	TIPO ACT. *ACT. TYPE*	PESO *WEIGHT*	P.V.P. € *PRICE €*

5540

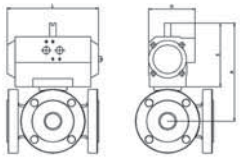

Válvula esfera 3 vias bridada "L"
Características de válvula ver art. 2540

"L"ways ball valve with flanges
Valve characteristics see art. 2540

Actuador Gen-Air / *Gen-Air actuator*

GN					
MED.	**MOD. ACT**	**A**	**E**	**L**	**D**
1"	GN-15	191	121	165	85
1 1/4"	GN-17	198	121	197	85
1 1/2"	GN-20	229	143	177	96
2"	GN-25	235	143	239	96
2 1/2"	GN-30	269	162	230	113
3"	GN-35	315	196	246	138
4"	GN-45	358	208	351	151

GN					
MED.	**MOD. ACT**	**A**	**E**	**L**	**D**
1"	GN-25/S4	213	143	239	96
1 1/4"	GN-30/S4	239	162	230	113
1 1/2"	GN-35/S3	282	196	246	138
2"	GN-40/S4	288	196	290	138
2 1/2"	GN-45/S4	315	208	351	185
3"	GN-50/S4	367	248	361	185
4"	GN-55/S5	398	248	418	185

Gen-Air Doble efecto / *Gen-Air Double Acting*				
5540 06 63	1"	GN-15	9,630	**588,09**
5540 07 53	1 1/4"	GN-17	13,950	**761,24**
5540 08 64	1 1/2"	GN-20	17,570	**985,00**
5540 09 65	2"	GN-25	23,700	**1308,22**
5540 10 66	2 1/2"	GN-30	34,540	**1924,70**
5540 11 67	3"	GN-35	49,580	**2687,09**
5540 12 69	4"	GN-45	72,760	**4090,88**

Gen-Air Simple efecto / Gen-Air Spring Return				
5540 06 85	1"	GN-25/S5	12,280	**665,26**
5540 07 78	1 1/4"	GN-30/S4	17,210	**784,42**
5540 08 79	1 1/2"	GN-35/S3	23,720	**1056,30**
5540 09 80	2"	GN-40/S4	30,410	**1354,04**
5540 10 81	2 1/2"	GN-45/S4	44,720	**2283,29**
5540 11 95	3"	GN-50/S4	64,630	**3247,56**
5540 12 83	4"	GN-55/S5	87,300	**4364,87**

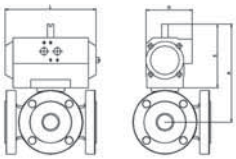

Actuador GNP / GNP actuator

GNP					
MED.	**MOD. ACT**	**A**	**E**	**L**	**D**
1"	GNP-44	187,5	117,5	168	83
1 1/4"	GNP-44	194,5	117,5	168	83
1 1/2"	GNP-60	193,5	129,5	184	92
2"	GNP-94	230,5	138,5	204	103
2 1/2"	GNP-135	235	147	262	108,5
3"	GNP-198	282	163	268	121,5
4"	GNP-513	351,5	201,5	390	152

GNP					
MED.	**MOD. ACT**	**A**	**E**	**L1**	**D**
1"	GNP-94/S5	208,5	138,5	204	103
1 1/4"	GNP-135/S5	224	147	262	108,5
1 1/2"	GNP-198/S4	249	163	268	121,5
2"	GNP-300/S5	277	185	296	142
2 1/2"	GNP-513S5	308,5	201,5	390	152
3"	GNP-800/S5	346	227	454	174
4"	GNP-1280/S5	410	260	525	206

GNP Doble efecto / *GNP Double Acting*				
5540 06 128	1"	GNP-44	9,900	**617,49**
5540 07 128	1 1/4"	GNP-44	13,700	**799,30**
5540 08 138	1 1/2"	GNP-60	17,400	**1034,25**
5540 09 142	2"	GNP-94	23,000	**1373,63**
5540 10 146	2 1/2"	GNP-135	34,700	**2020,94**
5540 11 150	3"	GNP-198	47,900	**2821,44**
5540 12 162	4"	GNP-513	72,300	**4295,42**

GNP Simple efecto / *GNP Spring Return*				
5540 06 144	1"	GNP-94/S5	11,400	**698,53**
5540 07 148	1 1/4"	GNP-135/S5	17,140	**823,64**
5540 08 152	1 1/2"	GNP-198/S4	21,400	**1109,12**
5540 09 160	2"	GNP-300/S5	30,100	**1421,74**
5540 10 164	2 1/2"	GNP-513S5	44,100	**2397,46**
5540 11 168	3"	GNP-800/S5	65,300	**3409,94**
5540 12 172	4"	GNP-1280/S5	106,400	**4583,11**

5541

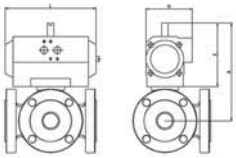

Válvula esfera 3 vias bridada "T"
Características de válvula ver art. 2541

"T" 3 ways ball valve with flanges
Valve characteristics see art. 2541

Actuador Gen-Air / *Gen-Air actuator*

GN					
MED.	**MOD. ACT**	**A**	**E**	**L**	**D**
1"	GN-15	191	121	165	85
1 1/4"	GN-17	198	121	197	85
1 1/2"	GN-20	229	143	177	96
2"	GN-25	235	143	239	96
2 1/2"	GN-30	269	162	230	113
3"	GN-25	315	196	246	138
4"	GN-40	358	208	351	151

GN					
MED.	**MOD. ACT**	**A**	**E**	**L**	**D**
1"	GN-25/S5	213	143	239	96
1 1/4"	GN-30/S4	239	162	230	113
1 1/2"	GN-35/S3	282	196	246	138
2"	GN-40/S4	288	196	290	138
2 1/2"	GN-45/S4	315	208	351	185
3"	GN-50/S4	367	248	361	185
4"	GN-55/S5	398	248	418	185

Gen-Air Doble efecto / *Gen-Air Double Acting*				
5541 06 63	1"	GN-15	9,630	**587,26**
5541 07 53	1 1/4"	GN-17	13,950	**700,24**
5541 08 64	1 1/2"	GN-20	17,570	**921,41**
5541 09 65	2"	GN-25	23,700	**1196,21**
5541 10 66	2 1/2"	GN-30	34,540	**2070,97**
5541 11 67	3"	GN-25	49,580	**2962,29**
5541 12 69	4"	GN-40	72,760	**4090,88**

Gen-Air Simple efecto / Gen-Air Spring Return				
5541 06 85	1"	GN-25/S5	12,280	**665,26**
5541 07 78	1 1/4"	GN-30/S4	17,210	**784,42**
5541 08 79	1 1/2"	GN-35/S3	23,720	**1056,30**
5541 09 80	2"	GN-40/S4	30,410	**1354,04**
5541 10 81	2 1/2"	GN-45/S4	44,720	**2283,29**
5541 11 95	3"	GN-50/S4	64,630	**3247,56**
5541 12 83	4"	GN-55/S5	87,300	**4125,50**

REFERENCIA Y FIGURA *REFERENCE AND FIGURE*	DESCRIPCIÓN Y DIMENSIONES *DESCRIPTION AND DIMENSIONES*	CÓDIGO *CODE*	MEDIDA *SIZE*	TIPO ACT. *ACT. TYPE*	PESO *WEIGHT*	P.V.P. € *PRICE €*

5541

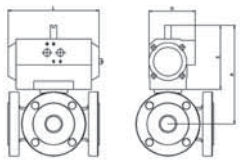

Actuador GNP / GNP actuator

GNP					
MED.	**MOD. ACT**	**A**	**E**	**L**	**D**
1"	GNP-44	187,5	117,5	168	83
1 1/4"	GNP-44	194,5	117,5	168	83
1 1/2"	GNP-60	193,5	129,5	184	92
2"	GNP-94	230,5	138,5	204	103
2 1/2"	GNP-135	235	147	262	108,5
3"	GNP-198	282	163	268	121,5
4"	GNP-513	351,5	201,5	390	152

GNP					
MED.	**MOD. ACT**	**A**	**E**	**L**	**D**
1"	GNP-94/S5	208,5	138,5	204	103
1 1/4"	GNP-135/S5	224	147	262	108,5
1 1/2"	GNP-198/S4	249	163	268	121,5
2"	GNP-300/S5	277	185	296	142
2 1/2"	GNP-513/S5	308,5	201,5	390	152
3"	GNP-800/S5	346	227	454	174
4"	GNP-1280/S5	410	260	525	206

GNP Doble efecto / *GNP Double Acting*				
5541 06 128	1"	GNP-44	9,900	**617,49**
5541 07 128	1 1/4"	GNP-44	13,700	**799,30**
5541 08 138	1 1/2"	GNP-60	17,400	**1034,25**
5541 09 142	2"	GNP-94	23,000	**1373,63**
5541 10 146	2 1/2"	GNP-135	34,700	**2101,77**
5541 11 150	3"	GNP-198	47,900	**2934,30**
5541 12 162	4"	GNP-513	72,300	**4295,42**

GNP Simple efecto / *GNP Spring Return*				
5541 06 144	1"	GNP-94/S5	11,400	**698,53**
5541 07 148	1 1/4"	GNP-135/S5	17,140	**823,64**
5541 08 152	1 1/2"	GNP-198/S4	21,400	**1109,12**
5541 09 160	2"	GNP-300/S5	30,100	**1421,74**
5541 10 164	2 1/2"	GNP-513/S5	44,100	**2397,46**
5541 11 168	3"	GNP-800/S5	65,300	**3409,94**
5541 12 172	4"	GNP-1280/S5	106,400	**4331,78**

5525

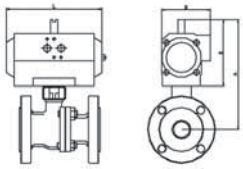

Válvula esfera 2 piezas bridada
Características de válvula ver art. 2525

2 pieces full bore ball valve
Valve characteristics see art. 2525

Actuador Gen-Air / *Gen-Air actuator*

GN					
MED.	**MOD. ACT**	**A**	**E**	**L**	**D**
1/2"	GN-15	170	121	165	85
3/4"	GN-15	175	121	165	85
1"	GN-15	181	121	165	85
1 1/4"	GN-15	194	121	165	85
1 1/2"	GN-15	199	121	165	85
2"	GN-20	229	143	177	96
2 1/2"	GN-20	241	143	177	96
3"	GN-25	256	143	239	96
4"	GN-35	332	196	246	138
5"	GN-40	396	196	290	138
6"	GN-45	458	208	351	151
8"	GN-55	648	248	418	185

GN					
MED.	**MOD. ACT**	**A**	**E**	**L**	**D**
1/2"	GN-15/S3	170	121	165	85
3/4"	GN-15/S4	175	121	165	85
1"	GN-20/S3	203	143	177	96
1 1/4"	GN-20/S4	216	143	177	96
1 1/2"	GN-25/S4	221	143	239	96
2"	GN-30/S4	248	162	230	113
2 1/2"	GN-35/S3	294	196	246	138
3"	GN-40/S4	309	196	290	138
4"	GN-45/S4	344	208	351	151
5"	GN-55/S4	448	248	418	185
6"	GN-55/S5	498	248	418	185
8"	GN-65/S5	705	305	502	235

Gen-Air Doble efecto / *Gen-Air Double Acting*				
5525 04 62	1/2"	GN-15	4,030	**173,51**
5525 05 63	3/4"	GN-15	4,630	**177,18**
5525 06 63	1"	GN-15	5,630	**185,40**
5525 07 63	1 1/4"	GN-15	7,130	**198,19**
5525 08 63	1 1/2"	GN-15	8,630	**223,03**
5525 09 64	2"	GN-20	12,070	**285,51**
5525 10 64	2 1/2"	GN-20	15,370	**345,09**
5525 11 65	3"	GN-25	20,700	**418,38**
5525 12 67	4"	GN-35	29,680	**589,32**
5525 13 68	5"	GN-40	54,530	**1203,24**
5525 14 69	6"	GN-45	74,960	**1609,59**
5525 16 84	8"	GN-55	110,080	**2955,08**

Gen-Air Simple efecto / *Gen-Air Spring Return*				
5525 04 73	1/2"	GN-15/S3	4,220	**188,48**
5525 05 74	3/4"	GN-15/S4	4,820	**196,76**
5525 06 75	1"	GN-20/S3	7,050	**228,87**
5525 07 76	1 1/4"	GN-20/S4	8,550	**251,96**
5525 08 77	1 1/2"	GN-25/S4	11,280	**295,26**
5525 09 78	2"	GN-30/S4	14,770	**346,27**
5525 10 79	2 1/2"	GN-35/S3	21,520	**469,47**
5525 11 80	3"	GN-40/S4	27,410	**573,82**
5525 12 81	4"	GN-45/S4	37,120	**727,76**
5525 13 82	5"	GN-55/S4	72,500	**1558,15**
5525 14 83	6"	GN-55/S5	89,500	**1934,42**
5525 16 93	8"	GN-65/S5	140,300	**3532,05**

VÁLVULAS CON ACTUADOR NEUMÁTICO DOBLE Y SIMPLE EFECTO
VALVES WITH DOUBLE ACTING AND SPRING RETURN PNEUMATIC ACTUATORS

REFERENCIA Y FIGURA *REFERENCE AND FIGURE*	DESCRIPCIÓN Y DIMENSIONES *DESCRIPTION AND DIMENSIONS*	CÓDIGO *CODE*	MEDIDA *SIZE*	TIPO ACT. *ACT. TYPE*	PESO *WEIGHT*	P.V.P. € *PRICE €*

5525

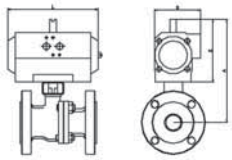

Actuador GNP / GNP actuator

GNP					
MED.	**MOD. ACT**	**A**	**E**	**L**	**D**
1/2"	GNP-44	166,5	117,5	168	83
3/4"	GNP-44	171,5	117,5	168	83
1"	GNP-44	177,5	117,5	168	83
1 1/4"	GNP-44	190,5	117,5	168	83
1 1/2"	GNP-44	195,5	117,5	168	83
2"	GNP-60	215,5	129,5	184	92
2 1/2"	GNP-60	227,5	129,5	184	92
3"	GNP-94	251,5	138,5	204	103
4"	GNP-198	299	163	268	121,5
5"	GNP-300	385	185	296	142
6"	GNP-513	451,5	201,5	390	152
8"	GNP-800	627	227	454	174

GNP					
MED.	**MOD. ACT**	**A**	**E**	**L**	**D**
1/2"	GNP-24/S4	151	102	147	71,5
3/4"	GNP-44/S4	171,5	117,5	168	83
1"	GNP-60/S5	189,5	129,5	184	92
1 1/4"	GNP-60/S5	202,5	129,5	184	92
1 1/2"	GNP-94/S5	216,5	138,5	204	103
2"	GNP-135/S5	233	147	262	108,5
2 1/2"	GNP-198/S4	261	163	268	121,5
3"	GNP-300/S5	298	185	296	142
4"	GNP-513/S5	337,5	201,5	390	152
5"	GNP-1280/S5	460	260	525	206
6"	GNP-1280/S5	510	260	525	206
8"	GNP-2300/S5	718	318	610	260

GNP Doble efecto / *GNP Double Acting*				
5525 04 130	1/2"	GNP-44	4,300	**182,19**
5525 05 128	3/4"	GNP-44	4,900	**186,04**
5525 06 128	1"	GNP-44	5,900	**194,67**
5525 07 128	1 1/4"	GNP-44	7,400	**208,10**
5525 08 128	1 1/2"	GNP-44	8,900	**234,18**
5525 09 138	2"	GNP-60	11,900	**299,79**
5525 10 138	2 1/2"	GNP-60	15,200	**362,34**
5525 11 142	3"	GNP-94	20,000	**439,30**
5525 12 150	4"	GNP-198	28,000	**618,79**
5525 13 158	5"	GNP-300	54,500	**1263,40**
5525 14 162	6"	GNP-513	74,500	**1690,07**
5525 16 166	8"	GNP-800	106,900	**3102,84**

GNP Simple efecto / *GNP Spring Return*				
5525 04 126	1/2"	GNP-24/S4	3,700	**197,90**
5525 05 132	3/4"	GNP-44/S4	5,000	**206,60**
5525 06 140	1"	GNP-60/S5	6,700	**240,31**
5525 07 140	1 1/4"	GNP-60/S5	8,200	**264,56**
5525 08 144	1 1/2"	GNP-94/S5	10,400	**310,02**
5525 09 148	2"	GNP-135/S5	14,700	**363,58**
5525 10 152	2 1/2"	GNP-198/S4	19,200	**492,94**
5525 11 160	3"	GNP-300/S5	27,100	**602,51**
5525 12 164	4"	GNP-513/S5	36,500	**764,15**
5525 13 172	5"	GNP-1280/S5	91,600	**1820,15**
5525 14 172	6"	GNP-1280/S5	108,600	**2205,24**
5525 16 178	8"	GNP-2300/S5	161,200	**4134,05**

5526A

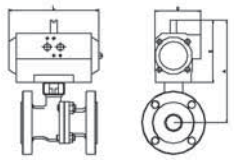

Válvula esfera 2 piezas bridada
Características de válvula ver art. 2526A

2 pieces ball valve with flanges
Valve characteristics see art. 2526A

Actuador Gen-Air / *Gen-Air actuator*

GN					
MED.	**MOD. ACT**	**A**	**E**	**L**	**D**
1/2"	GN-05	157	101	119	67
3/4"	GN-05	160	101	119	67
1"	GN-05	160	101	119	67
1 1/4"	GN-15	190	121	165	85
1 1/2"	GN-15	198	121	165	85
2"	GN-17	205	121	197	85
2 1/2"	GN-20	260	143	177	96
3"	GN-25	273	143	239	96
4"	GN-35	340	196	246	138

GN					
MED.	**MOD. ACT**	**A**	**E**	**L**	**D**
1/2"	GN-15/S3	170	121	165	85
3/4"	GN-15/S4	175	121	165	85
1"	GN-17/S3	179	121	197	85
1 1/4"	GN-20/S4	215	143	177	96
1 1/2"	GN-25/S4	220	143	239	96
2"	GN-30/S4	246	162	230	113
2 1/2"	GN-35/S3	315	196	246	138
3"	GN-40/S4	326	196	290	138
4"	GN-45/S4	353	208	351	151

Gen-Air Doble efecto / *Gen-Air Double Acting*				
5526A 04 44	1/2"	GN-05	2,300	**157,56**
5526A 05 44	3/4"	GN-05	2,950	**171,19**
5526A 06 44	1"	GN-05	3,700	**192,39**
5526A 07 63	1 1/4"	GN-15	6,000	**243,20**
5525A 08 63	1 1/2"	GN-15	7,630	**284,62**
5526A 09 52	2"	GN-17	10,750	**371,93**
5526A 10 64	2 1/2"	GN-20	16,270	**533,31**
5526A 11 65	3"	GN-25	21,800	**668,44**
5526A 12 67	4"	GN-35	37,360	**1111,13**

Gen-Air Simple efecto / *Gen-Air Spring Return*				
5526A 04 73	1/2"	GN-15/S3	3,470	**197,85**
5526A 05 74	3/4"	GN-15/S4	4,120	**218,28**
5526A 06 49	1"	GN-17/S3	5,440	**258,76**
5526A 07 76	1 1/4"	GN-20/S4	7,150	**306,18**
5526A 08 77	1 1/2"	GN-25/S4	10,280	**371,96**
5526A 09 78	2"	GN-30/S4	13,970	**464,40**
5526A 10 79	2 1/2"	GN-35/S3	22,420	**691,31**
5526A 11 80	3"	GN-40/S4	28,510	**854,22**
5526A 12 81	4"	GN-45/S4	45,520	**1276,22**

REFERENCIA Y FIGURA *REFERENCE AND FIGURE*	DESCRIPCIÓN Y DIMENSIONES *DESCRIPTION AND DIMENSIONS*	CÓDIGO *CODE*	MEDIDA *SIZE*	TIPO ACT. *ACT. TYPE*	PESO *WEIGHT*	P.V.P. € *PRICE €*

5526A

Actuador GNP / GNP actuator

GNP					
MED.	**MOD. ACT**	**A**	**E**	**L**	**D**
1/2"	GNP-14	130	80	122	65
3/4"	GNP-14	137	80	122	65
1"	GNP-14	137	80	122	65
1 1/4"	GNP-44	189	118	168	83
1 1/2"	GNP-44	194	118	168	83
2"	GNP-44	201	118	168	83
2 1/2"	GNP-94	258	139	204	103
3"	GNP-94	268	139	204	103
4"	GNP-198	308	163	268	121,5

GNP					
MED.	**MOD. ACT**	**A**	**E**	**L**	**D**
1/2"	GNP-44/S4	165	117,5	168	83
3/4"	GNP-44/S4	175	117,5	168	83
1"	GNP-44/S5	175	117,5	168	83
1 1/4"	GNP-60/S5	201	129,5	184	92
1 1/2"	GNP-94/S5	215	138,5	204	103
2"	GNP-135/S5	230	147	262	108,5
2 1/2"	GNP-198/S4	281	163	268	121,5
3"	GNP-300/S5	315	185	296	142
4"	GNP-513/S5	347	201,5	390	152

GNP Doble efecto / *GNP Double Acting*				
5526A04122	1/2"	GNP-14	2,250	**165,43**
5526A05122	3/4"	GNP-14	2,900	**179,75**
5526A06122	1"	GNP-14	3,650	**202,01**
5526A07128	1 1/4"	GNP-44	6,270	**255,36**
5526A08128	1 1/2"	GNP-44	7,900	**298,85**
5526A09128	2"	GNP-44	10,500	**390,52**
5526A10142	2 1/2"	GNP-94	16,700	**559,97**
5526A11142	3"	GNP-94	21,100	**701,86**
5526A12150	4"	GNP-198	35,680	**1166,68**

GNP Simple efecto / *GNP Spring Return*				
5526A04134	1/2"	GNP-44/S4	3,650	**207,74**
5526A05132	3/4"	GNP-44/S4	4,300	**229,20**
5526A06136	1"	GNP-44/S5	5,050	**271,69**
5526A07140	1 1/4"	GNP-60/S5	6,800	**321,49**
5526A08144	1 1/2"	GNP-94/S5	9,400	**390,56**
5526A09148	2"	GNP-135/S5	13,900	**487,62**
5526A10152	2 1/2"	GNP-198/S4	20,100	**725,87**
5526A11160	3"	GNP-300/S5	28,200	**896,93**
5526A12164	4"	GNP-513/S5	44,900	**1340,03**

5528

Válvula esfera 2 piezas bridada
Características de válvula ver art. 2528

2 pieces full bore ball valve
Valve characteristics see art. 2528

Actuador Gen-Air / *Gen-Air actuator*

GN					
MED.	**MOD. ACT**	**A**	**E**	**L**	**D**
1/2"	GN-05	147,5	101	119	67
3/4"	GN-05	152,5	101	119	67
1"	GN-05	158,5	101	119	67
1 1/4"	GN-15	192,5	121	165	85
1 1/2"	GN-15	197,5	121	165	85
2"	GN-17	204,5	121	197	85
2 1/2"	GN-20	261,5	143	177	96
3"	GN-25	272,5	143	239	96
4"	GN-35	341	196	246	138
5"	GN-40	396	196	290	138
6"	GN-45	458	208	351	151
8"	GN-55	648	248	418	185

GN					
MED.	**MOD. ACT**	**A**	**E**	**L**	**D**
1/2"	GN-15/S3	167,5	121	165	85
3/4"	GN-15/S4	172,5	121	165	85
1"	GN-17/S4	178,5	121	197	85
1 1/4"	GN-20/S4	214,5	143	177	96
1 1/2"	GN-25/S4	219,5	143	239	96
2"	GN-30/S4	245,5	162	230	113
2 1/2"	GN-35/S3	314,5	196	246	138
3"	GN-40/S4	325,5	196	290	138
4"	GN-45/S4	353	208	351	151
5"	GN-55/S4	448	248	418	185
6"	GN-55/S5	498	248	418	185
8"	GN-65/S5	705	305	502	235

Gen-Air Doble efecto / *Gen-Air Double Acting*				
5528 04 44	1/2"	GN-05	3,050	**189,03**
5528 05 44	3/4"	GN-05	3,900	**203,19**
5528 06 44	1"	GN-05	4,600	**231,55**
5528 07 63	1 1/4"	GN-15	7,580	**306,12**
5528 08 63	1 1/2"	GN-15	8,830	**346,34**
5528 09 52	2"	GN-17	11,850	**442,34**
5528 10 64	2 1/2"	GN-20	17,620	**638,54**
5528 11 65	3"	GN-25	22,850	**768,22**
5528 12 67	4"	GN-35	33,110	**1110,15**
5528 13 68	5"	GN-40	60,030	**2358,59**
5528 14 69	6"	GN-45	76,160	**3240,12**
5528 16 84	8"	GN-55	132,980	**6289,61**

Gen-Air Simple efecto / *Gen-Air Spring Return*				
5528 04 73	1/2"	GN-15/S3	4,220	**221,20**
5528 05 74	3/4"	GN-15/S4	5,070	**241,65**
5528 06 49	1"	GN-17/S4	6,340	**285,89**
5528 07 76	1 1/4"	GN-20/S4	9,000	**360,45**
5528 08 77	1 1/2"	GN-25/S4	11,480	**420,12**
5528 09 78	2"	GN-30/S4	15,070	**516,25**
5528 10 79	2 1/2"	GN-35/S3	23,770	**773,99**
5528 11 80	3"	GN-40/S4	29,560	**925,61**
5528 12 81	4"	GN-45/S4	41,270	**1238,64**
5528 13 82	5"	GN-55/S4	78,650	**2713,51**
5528 14 83	6"	GN-55/S5	97,850	**3567,62**
5528 16 93	8"	GN-65/S5	163,750	**6866,58**

VÁLVULAS CON ACTUADOR NEUMÁTICO DOBLE Y SIMPLE EFECTO
VALVES WITH DOUBLE ACTING AND SPRING RETURN PNEUMATIC ACTUATORS

REFERENCIA Y FIGURA *REFERENCE AND FIGURE*	DESCRIPCIÓN Y DIMENSIONES *DESCRIPTION AND DIMENSIONES*	CÓDIGO *CODE*	MEDIDA *SIZE*	TIPO ACT. *ACT. TYPE*	PESO *WEIGHT*	P.V.P. € *PRICE €*

5528

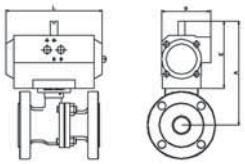

Actuador GNP / GNP actuator

GNP					
MED.	**MOD. ACT**	**A**	**E**	**L**	**D**
1/2"	GNP-14	126,5	80	122	65
3/4"	GNP-14	131,5	80	122	65
1"	GNP-14	137,5	80	122	65
1 1/4"	GNP-44	189	117,5	168	83
1 1/2"	GNP-44	194	117,5	168	83
2"	GNP-44	201	117,5	168	83
2 1/2"	GNP-94	258	138,5	203	103
3"	GNP-94	268	138,5	204	103
4"	GNP-198	308	163	268	121,5
5"	GNP- 300	385	185	296	142
6"	GNP- 513	451,5	201,5	390	152
8"	GNP- 800	627	227	454	174

GNP					
MED.	**MOD. ACT**	**A**	**E**	**L**	**D**
1/2"	GNP-24/S4	148	102	147	71,5
3/4"	GNP-44/S4	169	117,5	168	83
1"	GNP-60/S5	175	117,5	168	83
1 1/4"	GNP-60/S5	201	129,5	184	92
1 1/2"	GNP-94/S5	215	138,5	204	103
2"	GNP-135/S5	230,5	147	262	108,5
2 1/2"	GNP-198/S4	281,5	163	268	121,5
3"	GNP-300/S5	314,5	185	296	142
4"	GNP-513/S5	346,5	201,5	390	152
5"	GNP-1280/S5	460	260	525	206
6"	GNP-1280/S5	510	260	525	206
8"	GNP-2300/S5	718	318	610	260

GNP Doble efecto / *GNP Double Acting*				
5528 04 122	1/2"	GNP-14	3,000	**198,48**
5528 05 122	3/4"	GNP-14	3,850	**213,35**
5528 06 122	1"	GNP-14	4,550	**243,13**
5528 07 128	1 1/4"	GNP-44	7,850	**321,43**
5528 08 128	1 1/2"	GNP-44	9,100	**363,66**
5528 09 128	2"	GNP-44	11,600	**464,55**
5528 10 142	2 1/2"	GNP-94	18,050	**670,47**
5528 11 142	3"	GNP-94	22,150	**808,63**
5528 12 150	4"	GNP-198	31,430	**1165,66**
5528 13 158	5"	GNP- 300	60,000	**2476,52**
5528 14 162	6"	GNP- 513	75,700	**3402,12**
5528 16 166	8"	GNP- 800	129,800	**6604,09**

GNP Simple efecto / *GNP Spring Return*				
5528 04 126	1/2"	GNP-24/S4	3,700	**232,26**
5528 05 132	3/4"	GNP-44/S4	5,250	**253,73**
5528 06 136	1"	GNP-60/S5	5,950	**300,18**
5528 07 140	1 1/4"	GNP-60/S5	8,650	**378,47**
5528 08 144	1 1/2"	GNP-94/S5	10,600	**441,13**
5528 09 148	2"	GNP-135/S5	15,000	**542,06**
5528 10 152	2 1/2"	GNP-198/S4	21,450	**812,69**
5528 11 160	3"	GNP-300/S5	29,250	**971,89**
5528 12 164	4"	GNP-513/S5	40,650	**1300,57**
5528 13 172	5"	GNP-1280/S5	97,750	**2991,64**
5528 14 172	6"	GNP-1280/S5	116,950	**3847,74**
5528 16 178	8"	GNP-2300/S5	184,650	**7501,83**

5528A

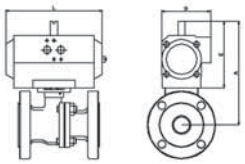

Válvula esfera 2 piezas bridada
Caracteristicas de válvula ver art. 2528A

2 pieces ball valve with flanges
Valve characteristics see art. 2528A

Actuador Gen-Air / *Gen-Air actuator*

GN					
MED.	**MOD. ACT**	**A**	**E**	**L**	**D**
1/2"	GN-05	147,5	101	119	67
3/4"	GN-05	152,5	101	119	67
1"	GN-05	158,5	101	119	67
1 1/4"	GN-15	192,5	121	165	85
1 1/2"	GN-15	197,5	121	165	85
2"	GN-17	204,5	121	197	85
2 1/2"	GN-20	261,5	143	177	96
3"	GN-25	272,5	143	239	96
4"	GN-35	341	196	246	138
6"	GN-45	458	208	351	151
8"	GN-55	648	248	418	185

GN					
MED.	**MOD. ACT**	**A**	**E**	**L**	**D**
1/2"	GN-15/S3	167,5	121	165	85
3/4"	GN-15/S4	172,5	121	165	85
1"	GN-17/S4	178,5	121	197	85
1 1/4"	GN-20/S4	214,5	143	177	96
1 1/2"	GN-25/S4	219,5	143	239	96
2"	GN-30/S4	245,5	162	230	113
2 1/2"	GN-35/S3	314,5	196	246	138
3"	GN-40/S4	325,5	196	290	138
4"	GN-45/S4	353	208	351	151
6"	GN-55/S5	498	248	418	185
8"	GN-65/S5	705	305	502	235

Gen-Air Doble efecto / *Gen-Air Double Acting*				
5528A 04 44	1/2"	GN-05	2,300	**180,36**
5528A 05 44	3/4"	GN-05	2,950	**197,92**
5528A 06 44	1"	GN-05	3,700	**232,64**
5528A 07 63	1 1/4"	GN-15	6,000	**275,19**
5528A 08 63	1 1/2"	GN-15	7,630	**350,03**
5528A 09 52	2"	GN-17	10,750	**692,81**
5528A 10 64	2 1/2"	GN-20	16,270	**711,91**
5528A 11 65	3"	GN-25	21,800	**872,65**
5528A 12 67	4"	GN-35	37,360	**1414,32**
5528A 14 69	6"	GN-45	83,310	**3375,91**
5528A 16 84	8"	GN-55	134,28	**5969,32**

Gen-Air Simple efecto / *Gen-Air Spring Return*				
5528A 04 73	1/2"	GN-15/S3	3,470	**212,52**
5528A 05 74	3/4"	GN-15/S4	4,120	**236,36**
5528A 06 49	1"	GN-17/S4	5,440	**286,98**
5528A 07 76	1 1/4"	GN-20/S4	7,150	**332,32**
5528A 08 77	1 1/2"	GN-25/S4	10,280	**431,17**
5528A 09 78	2"	GN-30/S4	13,970	**550,67**
5528A 10 79	2 1/2"	GN-35/S3	22,420	**853,35**
5528A 11 80	3"	GN-40/S4	28,510	**1041,26**
5528A 12 81	4"	GN-45/S4	45,520	**1552,76**
5528A 14 83	6"	GN-55/S5	105,000	**3700,74**
5528A 16 93	8"	GN-65/S5	165,050	**6542,52**

REFERENCIA Y FIGURA *REFERENCE AND FIGURE*	DESCRIPCIÓN Y DIMENSIONES *DESCRIPTION AND DIMENSIONES*	CÓDIGO *CODE*	MEDIDA *SIZE*	TIPO ACT. *ACT. TYPE*	PESO *WEIGHT*	P.V.P. € *PRICE €*

5528A

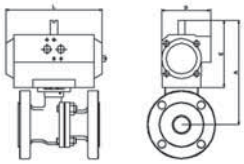

Actuador GNP / GNP actuator

GNP					
MED.	**MOD. ACT**	**A**	**E**	**L**	**D**
1/2"	GNP-14	126,5	80	122	65
3/4"	GNP-14	131,5	80	122	65
1"	GNP-14	137,5	80	122	65
1 1/4"	GNP-44	189	117,5	168	83
1 1/2"	GNP-44	194	117,5	168	83
2"	GNP-44	201	117,5	168	83
2 1/2"	GNP-94	258	138,5	204	103
3"	GNP-94	268	138,5	204	103
4"	GNP-198	308	163	268	121,5
6"	GNP-513	451,5	201,5	390	152
8"	GNP-800	627	227	454	174

GNP					
MED.	**MOD. ACT**	**A**	**E**	**L**	**D**
1/2"	GNP-24/S4	148	102	147	71,5
3/4"	GNP-44/S4	169	117,5	168	83
1"	GNP-44/S5	175	117,5	168	83
1 1/4"	GNP-60/S5	201	129,5	184	92
1 1/2"	GNP-94/S5	215	138,5	204	103
2"	GNP-135/S5	230,5	147	262	108,5
2 1/2"	GNP-198/S4	281,5	163	268	121,5
3"	GNP-300/S5	314,5	185	296	142
4"	GNP-513/S5	346,5	201,5	390	152
6"	GNP-1280/ S5	510	260	525	206
8"	GNP-2300/S5	718	318	610	260

GNP Doble efecto / *GNP Double Acting*				
5528A 04 122	1/2"	GNP-14	2,250	**189,38**
5528A 05 122	3/4"	GNP-14	2,900	**207,82**
5528A 06 122	1"	GNP-14	3,650	**244,27**
5528A 07 128	1 1/4"	GNP-44	6,270	**288,95**
5528A 08 128	1 1/2"	GNP-44	7,900	**367,53**
5528A 09 128	2"	GNP-44	10,500	**727,45**
5528A 10 142	2 1/2"	GNP-94	16,700	**747,51**
5528A 11 142	3"	GNP-94	21,100	**916,28**
5528A 12 150	4"	GNP-198	35,680	**1485,04**
5528A 14 162	6"	GNP-513	82,850	**3544,71**
5528A 16 166	8"	GNP-800	131,100	**6267,78**

GNP Simple efecto / *GNP Spring Return*				
5528A 04 126	1/2"	GNP-24/S4	2,950	**223,15**
5528A 05 132	3/4"	GNP-44/S4	4,300	**248,18**
5528A 06 136	1"	GNP-44/S4	5,050	**301,33**
5528A 07 140	1 1/4"	GNP-60/S5	6,800	**348,93**
5528A 08 144	1 1/2"	GNP-94/S5	9,400	**452,73**
5528A 09 148	2"	GNP-135/S5	13,900	**578,20**
5528A 10 152	2 1/2"	GNP-198/S4	20,100	**896,02**
5528A 11 160	3"	GNP-300/S5	28,200	**1093,33**
5528A 12 164	4"	GNP-513/S5	44,900	**1630,40**
5528A 14 172	6"	GNP-1280/S5	124,100	**4041,21**
5528A 16 178	8"	GNP-2300/S5	185,950	**7144,44**

5529

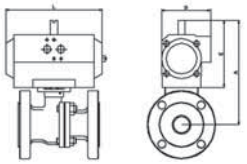

Válvula esfera 2 piezas bridada
Características de válvula ver art. 2529

2 pieces ball valve with flanges
Valve characteristics see art. 2529

Actuador Gen-Air / *Gen-Air actuator*

GN					
MED.	**MOD. ACT**	**A**	**E**	**L**	**D**
2 1/2"	GN-20	306	143	177	96
3"	GN-25	308	143	239	96
4"	GN-35	327	196	246	138
5"	GN-40	396	196	290	138
6"	GN-45	458	208	351	151

GN					
MED.	**MOD. ACT**	**A**	**E**	**L**	**D**
2 1/2"	GN-35/S3	359	196	246	138
3"	GN-40/S4	361	196	290	138
4"	GN-45/S4	392	208	351	151
5"	GN-55/S4	448	248	418	185
6"	GN-55/S5	498	248	418	185

Gen-Air Doble efecto / *Gen-Air Double Acting*				
5529 04 44	1/2"	GN-05	3,050	**189,03**
5529 05 44	3/4"	GN-05	3,900	**203,19**
5529 06 44	1"	GN-05	4,600	**231,55**
5529 07 63	1 1/4"	GN-15	8,830	**306,12**
5529 08 63	1 1/2"	GN-15	10,010	**346,34**
5529 09 52	2"	GN-17	11,850	**442,43**
5529 10 64	2 1/2"	GN-20	20,700	**837,03**
5529 11 65	3"	GN-25	28,480	**1033,15**
5529 12 67	4"	GN-35	38,460	**1431,51**
5529 13 68	5"	GN-40	64,380	**2796,20**
5529 14 69	6"	GN-45	76,160	**3648,70**

Gen-Air Simple efecto / *Gen-Air Spring Return*				
5529 04 73	1/2"	GN-15/S3	4,770	**221,20**
5529 05 74	3/4"	GN-15/S4	5,470	**241,65**
5529 06 49	1"	GN-17/S4	6,340	**285,89**
5529 07 76	1 1/4"	GN-20/S4	9,950	**360,45**
5529 08 77	1 1/2"	GN-25/S4	12,840	**420,12**
5529 09 78	2"	GN-30/S4	17,110	**516,25**
5529 10 79	2 1/2"	GN-35/S3	32,200	**967,09**
5529 11 80	3"	GN-40/S4	35,510	**1183,42**
5529 12 81	4"	GN-45/S4	47,920	**1565,04**
5529 13 82	5"	GN-55/S4	99,550	**3110,49**
5529 14 83	6"	GN-55/S5	118,500	**3935,48**

VÁLVULAS CON ACTUADOR NEUMÁTICO DOBLE Y SIMPLE EFECTO
VALVES WITH DOUBLE ACTING AND SPRING RETURN PNEUMATIC ACTUATORS

REFERENCIA Y FIGURA *REFERENCE AND FIGURE*	DESCRIPCIÓN Y DIMENSIONES *DESCRIPTION AND DIMENSIONS*	CÓDIGO *CODE*	MEDIDA *SIZE*	TIPO ACT. *ACT. TYPE*	PESO *WEIGHT*	P.V.P. € *PRICE €*

5529

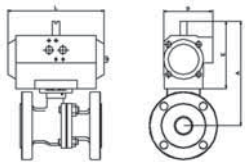

Actuador GNP / GNP actuator

GNP					
MED.	**MOD. ACT**	**A**	**E**	**L**	**D**
2 1/2"	GNP-60	292,5	129,5	184	92
3"	GNP-94	303,5	138,5	204	103
4"	GNP-198	294	163	268	121,5
5"	GNP-300	385	185	296	142
6"	GNP-513	451,5	201,5	390	152

GNP					
MED.	**MOD. ACT**	**A**	**E**	**L**	**D**
2 1/2"	GNP198/S5	326	163	268	121,5
3"	GNP-300/S5	350	185	296	142
4"	GNP-513/S5	385,5	201,5	390	152
5"	GNP-1280/S5	460	260	525	206
6"	GNP-1280/S5	510	260	525	206

GNP Doble efecto / *GNP Double Acting*				
5529 04 122	1/2"	GNP-14	3,000	**198,48**
5529 05 122	3/4"	GNP-14	3,850	**213,35**
5529 06 122	1"	GNP-14	4,550	**243,13**
5529 07 128	1 1/4"	GNP-44	9,100	**321,43**
5529 08 128	1 1/2"	GNP-44	10,280	**363,66**
5529 09 128	2"	GNP-44	11,600	**464,55**
5529 10 138	2 1/2"	GNP-60	20,530	**878,88**
5529 11 142	3"	GNP-94	27,780	**1084,81**
5529 12 150	4"	GNP-198	36,780	**1503,08**
5529 13 158	5"	GNP-300	64,350	**2936,01**
5529 14 162	6"	GNP-513	75,700	**3831,14**

GNP Simple efecto / *GNP Spring Return*				
5529 04 126	1/2"	GNP-24/S4	3,700	**232,26**
5529 05 132	3/4"	GNP-44/S4	5,650	**253,73**
5529 06 136	1"	GNP-44/S5	5,950	**300,18**
5529 07 140	1 1/4"	GNP-60/S5	9,600	**378,47**
5529 08 144	1 1/2"	GNP-94/S5	11,960	**441,13**
5529 09 148	2"	GNP135/S5	17,040	**542,06**
5529 10 152	2 1/2"	GNP198/S4	29,880	**1015,45**
5529 11 160	3"	GNP-300/S5	35,200	**1242,59**
5529 12 164	4"	GNP-513/S5	47,300	**1643,29**
5529 13 172	5"	GNP-1280/S5	118,650	**3529,18**
5529 14 172	6"	GNP-1280/S5	137,600	**4378,25**

5105

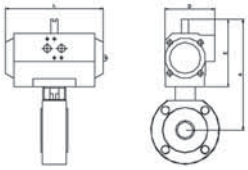

Válvula esfera 1 pieza tipo wafer
Características de válvula ver art. 2105

1 piece full bore ball valve mounting between flanges PN-16 - wafer type
Valve characteristics see art. 2105

Actuador Gen-Air / *Gen-Air actuator*

GN					
MED.	**MOD. ACT**	**A**	**E**	**L**	**D**
1"	GN-15	246	121	165	85
1 1/4"	GN-20	288	143	177	96
1 1/2"	GN-20	302	143	177	96
2"	GN-20	316	143	177	96
2 1/2"	GN-25	342	143	239	96
3"	GN-25	372	143	239	96
4"	GN-40	460	196	290	138

GN					
MED.	**MOD. ACT**	**A**	**E**	**L**	**D**
1"	GN-20/S4	268	143	177	96
1 1/4"	GN-25/S5	288	143	239	96
1 1/2"	GN-25/S5	302	143	239	96
2"	GN-35/S5	369	196	246	138
2 1/2"	GN-40/S4	395	196	290	138
3"	GN-45/S3	437	208	351	151
4"	GN-55/S4	512	248	418	185

Gen-Air Doble efecto / *Gen-Air Double Acting*				
5105 06 63	1"	GN-15	4,560	**216,53**
5105 07 64	1 1/4"	GN-20	6,670	**277,33**
5105 08 64	1 1/2"	GN-20	9,370	**294,98**
5105 09 64	2"	GN-20	10,870	**315,56**
5105 10 65	2 1/2"	GN-25	19,000	**474,86**
5105 11 65	3"	GN-25	24,000	**548,39**
5105 12 68	4"	GN-40	38,730	**806,84**

Gen-Air Simple efecto / *Gen-Air Spring Return*				
5105 06 76	1"	GN-20/S4	5,950	**269,51**
5105 07 85	1 1/4"	GN-25/S5	7,050	**327,13**
5105 08 85	1 1/2"	GN-25/S5	10,980	**348,89**
5105 09 79	2"	GN-35/S5	17,020	**439,83**
5105 10 80	2 1/2"	GN-40/S4	25,710	**630,30**
5105 11 91	3"	GN-45/S3	35,420	**752,98**
5105 12 82	4"	GN-55/S4	57,400	**1108,76**

REFERENCIA Y FIGURA *REFERENCE AND FIGURE*	DESCRIPCIÓN Y DIMENSIONES *DESCRIPTION AND DIMENSIONES*	CÓDIGO *CODE*	MEDIDA *SIZE*	TIPO ACT. *ACT. TYPE*	PESO *WEIGHT*	P.V.P. € *PRICE €*

5105

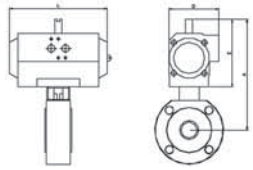

Actuador GNP / GNP actuator

GNP					
MED.	**MOD. ACT**	**A**	**E**	**L**	**D**
1"	GNP-44	242,5	117,5	168	83
1 1/4"	GNP-60	274,5	129,5	184	92
1 1/2"	GNP-60	288,5	129,5	184	92
2"	GNP-60	302,5	129,5	184	92
2 1/2"	GNP-94	337,5	138,5	204	103
3"	GNP-94	367,5	138,5	204	103
4"	GNP-300	449	185	296	142

GNP					
MED.	**MOD. ACT**	**A**	**E**	**L**	**D**
1"	GNP-60/S5	254,5	129,5	184	92
1 1/4"	GNP-94/S5	283,5	138,5	204	103
1 1/2"	GNP-94/S5	297,5	138,5	204	103
2"	GNP-198/S4	336	163	268	121,5
2 1/2"	GNP-300/S5	384	185	296	142
3"	GNP-513/S5	430,5	201,5	390	152
4"	GNP-1280/S5	524	260	525	206

GNP Doble efecto / *GNP Double Acting*				
5105 06 128	1"	GNP-44	4,830	**227,36**
5105 07 138	1 1/4"	GNP-60	6,500	**291,20**
5105 08 138	1 1/2"	GNP-60	9,200	**309,73**
5105 09 138	2"	GNP-60	10,700	**331,34**
5105 10 142	2 1/2"	GNP-94	18,300	**498,60**
5105 11 142	3"	GNP-94	23,300	**575,81**
5105 12 158	4"	GNP-300	38,730	**847,18**

GNP Simple efecto / *GNP Spring Return*				
5105 06 140	1"	GNP-60/S5	5,600	**282,99**
5105 07 144	1 1/4"	GNP-94/S5	6,170	**343,49**
5105 08 144	1 1/2"	GNP-94/S5	10,100	**366,34**
5105 09 152	2"	GNP-198/S4	14,700	**461,82**
5105 10 160	2 1/2"	GNP-300/S5	25,400	**661,82**
5105 11 164	3"	GNP-513/S5	34,800	**861,79**
5105 12 172	4"	GNP-1280/S5	76,500	**1280,62**

5115

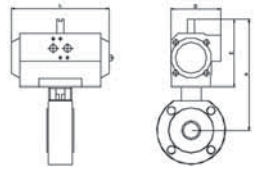

Válvula esfera 1 pieza tipo wafer con cámara de calefacción
Características de válvula ver art. 2115

1 piece full bore ball valve with heating chamber. Mounting between flanges PN-16 wafer type
Valve characteristics see art. 2115

Actuador Gen-Air / *Gen-Air actuator*

GN					
MED.	**MOD. ACT**	**A**	**E**	**L**	**D**
1"	GN-15	246	121	165	85
1 1/4"	GN-20	288	143	177	96
1 1/2"	GN-20	302	143	177	96
2"	GN-20	316	143	177	96
2 1/2"	GN-25	342	143	239	96
3"	GN-25	372	143	239	96
4"	GN-40	460	196	290	138

GN					
MED.	**MOD. ACT**	**A**	**E**	**L**	**D**
1"	GN-20/S4	268	143	177	96
1 1/4"	GN-25/S5	288	143	239	96
1 1/2"	GN-25/S5	302	143	239	96
2"	GN-35/S5	369	196	246	138
2 1/2"	GN-40/S4	396	196	290	138
3"	GN-45/S3	437	208	351	151
4"	GN-55/S4	512	210	480	185

Gen-Air Doble efecto / *Gen-Air Double Acting*				
5115 06 63	1"	GN-15	4,560	**298,88**
5115 07 64	1 1/4"	GN-20	6,670	**365,56**
5115 08 64	1 1/2"	GN-20	9,370	**392,04**
5115 09 64	2"	GN-20	10,870	**439,09**
5115 10 65	2 1/2"	GN-25	19,000	**627,80**
5115 11 65	3"	GN-25	24,000	**716,03**
5115 12 68	4"	GN-40	38,730	**1009,78**

Gen-Air Simple efecto / *Gen-Air Spring Return*				
5115 06 76	1"	GN-20/S4	5,950	**351,86**
5115 07 85	1 1/4"	GN-25/S5	7,090	**415,36**
5115 08 85	1 1/2"	GN-25/S5	10,980	**445,95**
5115 09 79	2"	GN-35/S5	17,020	**563,36**
5115 10 80	2 1/2"	GN-40/S4	25,710	**783,24**
5115 11 91	3"	GN-45/S3	35,420	**920,62**
5115 12 82	4"	GN-55/S4	57,400	**1311,71**

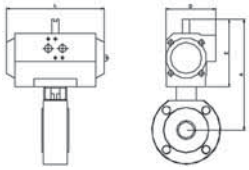

Actuador GNP / GNP actuator

GNP					
MED.	**MOD. ACT**	**A**	**E**	**L**	**D**
1"	GNP-44	242,5	117,5	168	83
1 1/4"	GNP-60	274,5	129,5	184	92
1 1/2"	GNP-60	288,5	129,5	184	92
2"	GNP-60	302,5	129,5	184	92
2 1/2"	GNP-94	337,5	138,5	204	103
3"	GNP-94	367,5	138,5	204	103
4"	GNP-300	449	185	296	142

GNP					
MED.	**MOD. ACT**	**A**	**E**	**L**	**D**
1"	GNP-60/S5	254,5	129,5	184	92
1 1/4"	GNP-94/S5	283,5	138,5	204	103
1 1/2"	GNP-94/S5	297,5	138,5	204	103
2"	GNP-198/S4	336	163	268	121,5
2 1/2"	GNP-300/S5	384	185	296	142
3"	GNP-513/S5	430,5	201,5	390	152
4"	GNP-1280/S5	524	260	525	206

GNP Doble efecto / *GNP Double Acting*				
5115 06 128	1"	GNP-44	4,830	**313,83**
5115 07 138	1 1/4"	GNP-60	6,500	**383,84**
5115 08 138	1 1/2"	GNP-60	9,200	**411,64**
5115 09 138	2"	GNP-60	10,700	**461,05**
5115 10 142	2 1/2"	GNP-94	18,300	**659,19**
5115 11 142	3"	GNP-94	23,300	**751,84**
5115 12 158	4"	GNP-300	38,700	**1060,27**

GNP Simple efecto / *GNP Spring Return*				
5115 06 140	1"	GNP-60/S5	5,600	**369,46**
5115 07 144	1 1/4"	GNP-94/S5	6,170	**436,13**
5115 08 144	1 1/2"	GNP-94/S5	10,100	**468,25**
5115 09 152	2"	GNP-198/S4	14,700	**591,53**
5115 10 160	2 1/2"	GNP-300/S5	25,400	**822,40**
5115 11 164	3"	GNP-513/S5	34,800	**1014,98**
5115 12 172	4"	GNP-1280/S5	76,500	**1515,02**

VÁLVULAS CON ACTUADOR NEUMÁTICO DOBLE Y SIMPLE EFECTO
VALVES WITH DOUBLE ACTING AND SPRING RETURN PNEUMATIC ACTUATORS

REFERENCIA Y FIGURA *REFERENCE AND FIGURE*	DESCRIPCIÓN Y DIMENSIONES *DESCRIPTION AND DIMENSIONS*	CÓDIGO *CODE*	MEDIDA *SIZE*	TIPO ACT. *ACT. TYPE*	PESO *WEIGHT*	P.V.P. € *PRICE €*

5116

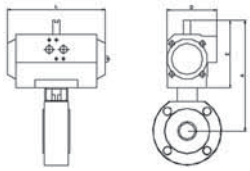

Válvula esfera 1 pieza tipo wafer con cámara de calefacción
Características de válvula ver art. 2116

1 piece full bore ball valve with heating chamber
Valve characteristics see art. 2116

Actuador Gen-Air / *Gen-Air actuator*

GN					
MED.	**MOD. ACT**	**A**	**E**	**L**	**D**
1/2"	GN-15	382	121	165	85
3/4"	GN-15	396	121	165	85
1"	GN-15	411	121	165	85
1 1/4"	GN-20	448	143	177	96
1 1/2"	GN-20	486	143	177	96
2"	GN-20	511	143	177	96
2 1/2"	GN-25	626	143	239	96
3"	GN-25	707	143	239	96
4"	GN-40	779	196	290	138

GN					
MED.	**MOD. ACT**	**A**	**E**	**L**	**D**
1/2"	GN-15/S3	226	110	158	85
3/4"	GN-20/S3	258	100	158	96
1"	GN-20/S4	268	127	230	96
1 1/4"	GN-25/S5	288	127	230	96
1 1/2"	GN-25/S5	302	127	230	96
2"	GN-35/S5	369	161	308	138
2 1/2"	GN-40/S4	395	161	308	138
3"	GN-45/S3	437	210	480	151
4"	GN-55/S4	512	210	480	185

Gen-Air Doble efecto / *Gen-Air Double Acting*				
5116 04 63	1/2"	GN-15	3,360	**355,52**
5116 05 63	3/4"	GN-15	3,860	**379,05**
5116 06 63	1"	GN-15	4,560	**425,35**
5116 07 64	1 1/4"	GN-20	6,670	**533,21**
5116 08 64	1 1/2"	GN-20	9,370	**586,16**
5116 09 64	2"	GN-20	10,870	**659,68**
5116 10 65	2 1/2"	GN-25	19,000	**977,80**
5116 11 65	3"	GN-25	24,000	**1207,21**
5116 12 68	4"	GN-40	38,730	**1828,98**

Gen-Air Simple efecto / *Gen-Air Spring Return*				
5116 04 73	1/2"	GN-15/S3	3,570	**372,28**
5116 05 75	3/4"	GN-20/S3	5,300	**423,72**
5116 06 76	1"	GN-20/S4	5,950	**478,34**
5116 07 85	1 1/4"	GN-25/S5	7,050	**583,01**
5116 08 85	1 1/2"	GN-25/S5	10,980	**640,07**
5116 09 79	2"	GN-35/S5	17,020	**783,95**
5116 10 80	2 1/2"	GN-40/S4	25,710	**1133,24**
5116 11 91	3"	GN-45/S3	35,420	**1411,80**
5116 12 82	4"	GN-55/S4	57,400	**2125,82**

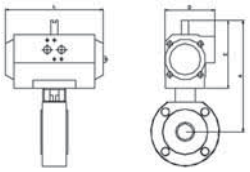

Actuador GNP / GNP actuator

GNP					
MED.	**MOD. ACT**	**A**	**E**	**L**	**D**
1/2"	GNP-44	222,5	117,5	168	83
3/4"	GNP-44	232,5	117,5	168	83
1"	GNP-44	242,5	117,5	168	83
1 1/4"	GNP-60	274,5	129,5	184	92
1 1/2"	GNP-60	288,5	129,5	184	92
2"	GNP-60	302,5	129,5	184	92
2 1/2"	GNP-94	337,5	138,5	204	103
3"	GNP-94	367,5	138,5	204	103
4"	GNP-300	449	185	296	142

GNP					
MED.	**MOD. ACT**	**A**	**E**	**L1**	**D**
1/2"	GNP-44/S4	222,5	117,5	168	83
3/4"	GNP-60/S5	244,5	129,5	184	92
1"	GNP-60/S5	254,5	129,5	184	92
1 1/4"	GNP-94/S5	283,5	138,5	204	103
1 1/2"	GNP-94/S5	297,5	138,5	204	103
2"	GNP-198/S4	336	163	268	121,5
2 1/2"	GNP-300/S5	384	185	296	142
3"	GNP-513/S5	430,5	201,5	390	152
4"	GNP-1280/S5	524	260	525	206

GNP Doble efecto / *GNP Double Acting*				
5116 04 128	1/2"	GNP-44	3,630	**373,29**
5116 05 128	3/4"	GNP-44	4,130	**398,00**
5116 06 128	1"	GNP-44	4,830	**446,62**
5116 07 138	1 1/4"	GNP-60	6,500	**559,87**
5116 08 138	1 1/2"	GNP-60	9,200	**615,46**
5116 09 138	2"	GNP-60	10,700	**692,67**
5116 10 142	2 1/2"	GNP-94	18,300	**1026,69**
5116 11 142	3"	GNP-94	23,300	**1267,57**
5116 12 158	4"	GNP-300	38,700	**1829,24**

GNP Simple efecto / *GNP Spring Return*				
5116 04 134	1/2"	GNP-44/S4	3,750	**390,90**
5116 05 140	3/4"	GNP-60/S5	4,950	**444,91**
5116 06 140	1"	GNP-60/S5	5,600	**502,25**
5116 07 144	1 1/4"	GNP-94/S5	6,170	**612,16**
5116 08 144	1 1/2"	GNP-94/S5	10,100	**672,07**
5116 09 152	2"	GNP-198/S4	14,700	**823,14**
5116 10 160	2 1/2"	GNP-300/S5	25,400	**1189,90**
5116 11 164	3"	GNP-513/S5	34,800	**1482,39**
5116 12 172	4"	GNP-1280/S5	76,500	**2360,89**

REFERENCIA Y FIGURA *REFERENCE AND FIGURE*	DESCRIPCIÓN Y DIMENSIONES *DESCRIPTION AND DIMENSIONS*	CÓDIGO *CODE*	MEDIDA *SIZE*	TIPO ACT. *ACT. TYPE*	PESO *WEIGHT*	P.V.P. € *PRICE €*

5118

Válvula esfera 1 pieza tipo wafer
Características de válvula ver art. 2118

1 piece full ball valve wafer type
Valve characteristics see art. 2118

Actuador Gen-Air / *Gen-Air actuator*

GN					
MED.	**MOD. ACT**	**A**	**E**	**L**	**D**
1/2 "	GN-05	210	101	119	67
3/4"	GN-05	216	101	119	67
1"	GN-05	159	101	119	67
1 1/4"	GN-15	191	121	165	85
1 1/2"	GN-15	198	121	165	85
2"	GN-17	206	121	197	85
2 1/2"	GN-20	238	143	177	96
3"	GN-25	254	143	239	96
4"	GN-35	319	196	246	138

GN					
MED.	**MOD. ACT**	**A**	**E**	**L**	**D**
1/2 "	GN-15/S3	226	121	165	85
3/4"	GN-15/S4	236	121	165	85
1"	GN-17/S4	179	121	197	85
1 1/4"	GN-20/S4	213	143	177	96
1 1/2"	GN-25/S4	220	143	239	96
2"	GN-30/S4	247	162	230	113
2 1/2"	GN-35/S3	291	196	246	138
3"	GN-40/S4	307	196	290	138
4"	GN-45/S4	331	208	351	151

Gen-Air Doble efecto / *Gen-Air Double Acting*				
5118 04 44	1/2"	GN-05	2,500	**211,44**
5118 05 44	3/4"	GN-05	2,700	**232,61**
5118 06 44	1"	GN-05	3,330	**258,41**
5118 07 63	1 1/4"	GN-15	5,550	**347,54**
5118 08 63	1 1/2"	GN-15	6,180	**389,89**
5118 09 52	2"	GN-17	7,800	**432,24**
5118 10 64	2 1/2"	GN-20	10,570	**705,31**
5118 11 65	3"	GN-25	14,300	**872,08**
5118 12 67	4"	GN-35	24,850	**1403,80**

Gen-Air Simple efecto / *Gen-Air Spring Return*				
5118 04 73	1/2"	GN-15/S3	3,670	**226,52**
5118 05 74	3/4"	GN-15/S4	3,870	**272,82**
5118 06 49	1"	GN-17/S4	5,070	**306,09**
5118 07 76	1 1/4"	GN-20/S4	6,400	**392,36**
5118 08 77	1 1/2"	GN-25/S4	8,830	**438,42**
5118 09 78	2"	GN-30/S4	11,020	**544,08**
5118 10 79	2 1/2"	GN-35/S3	16,720	**845,21**
5118 11 80	3"	GN-40/S4	21,000	**1056,21**
5118 12 81	4"	GN-45/S4	33,000	**1675,54**

Actuador GNP / GNP actuator

GNP					
MED.	**MOD. ACT**	**A**	**E**	**L**	**D**
1/2 "	GNP-14	185	80	122	65
3/4"	GNP-14	195	80	122	65
1"	GNP-14	138	80	122	65
1 1/4"	GNP-44	188	118	168	83
1 1/2"	GNP-44	195	118	168	83
2"	GNP-44	203	118	168	83
2 1/2"	GNP-94	234	139	204	103
3"	GNP-94	250	139	204	103
4"	GNP-198	286	163	268	121,5

GNP					
MED.	**MOD. ACT**	**A**	**E**	**L**	**D**
1/2 "	GNP-44/S4	222,5	117,5	168	83
3/4"	GNP-44/S4	232,5	117,5	168	83
1"	GNP-44/S5	175,5	117,5	168	83
1 1/4"	GNP-60/S5	199,5	129,5	184	92
1 1/2"	GNP-94/S5	215,5	138,5	204	103
2"	GNP-135/S5	232	147	262	108,5
2 1/2"	GNP-198/S4	258	163	268	121,5
3"	GNP-300/S5	296	185	296	142
4"	GNP-513/S5	324,5	201,5	390	152

GNP Doble efecto / *GNP Double Acting*				
5118 04 122	1/2"	GNP-14	2,450	**222,01**
5118 05 122	3/4"	GNP-14	2,650	**244,24**
5118 06 122	1"	GNP-14	3,280	**271,33**
5118 07 128	1 1/4"	GNP-44	5,820	**364,91**
5118 08 128	1 1/2"	GNP-44	6,450	**409,39**
5118 09 128	2"	GNP-44	7,550	**453,86**
5118 10 142	2 1/2"	GNP-94	11,000	**740,58**
5118 11 142	3"	GNP-94	13,600	**915,68**
5118 12 150	4"	GNP-198	23,180	**1473,99**

GNP Simple efecto / *GNP Spring Return*				
511804134	1/2"	GNP-44/S4	3,850	**237,85**
511805132	3/4"	GNP-44/S4	4,050	**286,46**
511806136	1"	GNP-44/S4	4,680	**321,39**
511807140	1 1/4"	GNP-60/S5	6,350	**411,98**
511808144	1 1/2"	GNP-94/S5	7,950	**460,34**
511809148	2"	GNP-135/S5	10,950	**571,29**
511810152	2 1/2"	GNP-198/S4	14,400	**887,47**
511811160	3"	GNP-300/S5	20,700	**1109,02**
511812164	4"	GNP-513/S5	32,400	**1759,31**

VÁLVULAS CON ACTUADOR NEUMÁTICO DOBLE Y SIMPLE EFECTO
VALVES WITH DOUBLE ACTING AND SPRING RETURN PNEUMATIC ACTUATORS

REFERENCIA Y FIGURA *REFERENCE AND FIGURE*	DESCRIPCIÓN Y DIMENSIONES *DESCRIPTION AND DIMENSIONS*	CÓDIGO *CODE*	MEDIDA *SIZE*	TIPO ACT. *ACT. TYPE*	PESO *WEIGHT*	P.V.P. € *PRICE €*

5113

Válvula mariposa tipo wafer
Características de válvula ver art. 2103

Butterfly valve wafer type
Valve characteristics see art. 2103

Actuador Gen-Air / *Gen-Air actuator*

GN					
MED.	**MOD. ACT**	**A**	**E**	**L**	**D**
2"	GN-15	360	121	165	85
2 1/2"	GN-15	374	121	165	85
3"	GN-17	389	121	197	85
4"	GN-20	448	143	177	96
5"	GN-25	486	143	239	96
6"	GN-25	511	143	239	96
8"	GN-35	626	196	246	138
10"	GN-40	707	196	290	138
12"	GN-45	779	208	351	151
14"	GN-60	805	305	444	235
16"	GN-60	875	305	444	235
18"	GN-65	930	305	502	235
20"	GN-70	1065	362	587	332

GN					
MED.	**MOD. ACT**	**A**	**E**	**L**	**D**
2"	GN-17/S5	360	121	197	85
2 1/2"	GN-25/S5	396	143	239	96
3"	GN-30/S4	430	162	230	113
4"	GN-30/S5	467	162	230	113
5"	GN-35/S4	539	196	246	138
6"	GN-35/S5	564	196	246	138
8"	GN-45/S4	638	208	351	151
10"	GN-50/S4	759	248	361	185
12"	GN-55/S6	819	248	418	185
14"	GN-70/S5	862	362	587	332
16"	GN-70/S6	932	362	587	332

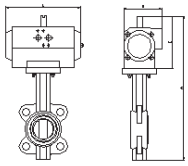

CÓDIGO *CODE*	MEDIDA *SIZE*	TIPO ACT. *ACT. TYPE*	PESO *WEIGHT*	P.V.P. € *PRICE €*
Gen-Air Doble efecto / *Gen-Air Double Acting*				
5113 09 48	2"	GN-15	6,230	**145,18**
5113 10 48	2 1/2"	GN-15	6,730	**152,82**
5113 11 53	3"	GN-17	7,610	**168,79**
5113 12 64	4"	GN-20	10,030	**185,58**
5113 13 65	5"	GN-25	13,070	**212,02**
5113 14 65	6"	GN-25	14,100	**216,59**
5113 16 67	8"	GN-35	23,480	**342,19**
5113 18 68	10"	GN-40	31,230	**449,35**
5113 20 69	12"	GN-45	45,400	**650,44**
5113 22 57	14"	GN-60	87,500	**1079,76**
5113 24 54	16"	GN-60	108,000	**1486,68**
5113 26 58	18"	GN-65	164,000	**1937,62**
5113 28 100	20"	GN-70	219,000	**3403,19**
Gen-Air Simple efecto / *Gen-Air Spring Return*				
5113 09 51	2"	GN-17/S5	5,560	**188,76**
5113 10 85	2 1/2"	GN-25/S5	9,380	**230,82**
5113 11 78	3"	GN-30/S4	10,970	**245,88**
5113 12 86	4"	GN-30/S5	12,870	**256,70**
5113 13 87	5"	GN-35/S4	16,700	**330,71**
5113 14 88	6"	GN-35/S5	19,520	**361,91**
5113 16 81	8"	GN-45/S4	26,920	**478,36**
5113 18 95	10"	GN-50/S4	41,130	**709,36**
5113 20 90	12"	GN-55/S6	59,400	**969,22**
5113 22 101	14"	GN-70/S5	133,200	**2739,82**
5113 24 102	16"	GN-70/S6	153,700	**3229,68**

Actuador GNP / GNP actuator

GNP					
MED.	**MOD. ACT**	**A**	**E**	**L**	**D**
2"	GNP-44	356,5	117,5	168	83
2 1/2"	GNP-44	370,5	117,5	168	83
3"	GNP-44	385,5	117,5	168	83
4"	GNP-60	434,5	129,5	184	92
5"	GNP-94	481,5	138,5	204	103
6"	GNP-94	506,5	138,5	204	103
8"	GNP-198	593	163	268	121,5
10"	GNP-300	696	185	296	142
12"	GNP-513	772,5	201,5	390	152
14"	GNP-1280	760	260	525	206
16"	GNP-1280	830	260	525	206
18"	GNP-1600	910	285	532	226
20"	GNP-2300	1021	318	610	260

GNP					
MED.	**MOD. ACT**	**A**	**E**	**L**	**D**
2"	GNP-44/S4	356,5	117,5	168	83
2 1/2"	GNP-94/S5	391,5	138,5	204	103
3"	GNP-135/S5	415	147	262	108,5
4"	GNP-135/S5	452	147	262	108,5
5"	GNP-198/S5	506	163	268	121,5
6"	GNP-198/S6	531	163	268	121,5
8"	GNP-513/S5	631,5	201,5	390	152
10"	GNP-800/S5	738	227	454	174
12"	GNP-1280/S5	831	260	525	206
14"	GNP-2500/S5	856	356	722	294
16"	GNP-2500/S5	926	356	722	294

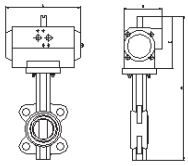

GNP Doble efecto / *GNP Double Acting*				
5113 09 128	2"	GNP-44	6,500	**152,44**
5113 10 128	2 1/2"	GNP-44	7,000	**160,46**
5113 11 128	3"	GNP-44	7,360	**177,23**
5113 12 138	4"	GNP-60	9,860	**194,86**
5113 13 142	5"	GNP-94	12,370	**222,62**
5113 14 142	6"	GNP-94	13,400	**227,42**
5113 16 150	8"	GNP-198	21,800	**359,30**
5113 18 158	10"	GNP-300	31,200	**471,82**
5113 20 162	12"	GNP-513	44,940	**682,96**
5113 22 170	14"	GNP-1280	90,300	**1133,75**
5113 24 170	16"	GNP-1280	110,800	**1561,01**
5113 26 174	18"	GNP-1600	165,300	**2034,50**
5113 28 176	20"	GNP-2300	211,200	**3573,35**
GNP Simple efecto / *GNP Spring Return*				
5113 09 132	2"	GNP-44/S4	5,170	**198,20**
5113 10 144	2 1/2"	GNP-94/S5	8,800	**242,36**
5113 11 148	3"	GNP-135/S5	10,900	**258,18**
5113 12 148	4"	GNP-135/S5	12,800	**269,54**
5113 13 154	5"	GNP-198/S5	14,380	**347,24**
5113 14 156	6"	GNP-198/S6	17,200	**380,01**
5113 16 164	8"	GNP-513/S5	26,300	**502,28**
5113 18 168	10"	GNP-800/S5	41,800	**745,11**
5113 20 172	12"	GNP-1280/S5	78,500	**1017,68**
5113 22 180	14"	GNP-2500/S5	166,140	**2876,81**
5113 24 180	16"	GNP-2500/S5	186,640	**3391,16**

REFERENCIA Y FIGURA *REFERENCE AND FIGURE*	DESCRIPCIÓN Y DIMENSIONES *DESCRIPTION AND DIMENSIONES*	CÓDIGO *CODE*	MEDIDA *SIZE*	TIPO ACT. *ACT. TYPE*	PESO *WEIGHT*	P.V.P. € *PRICE €*

5119

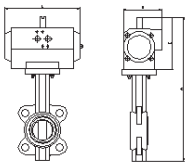

Válvula mariposa tipo wafer
Características de válvula ver art. 2109

Butterfly valve wafer type
Valve characteristics see art.2109

Actuador Gen-Air / *Gen-Air actuator*

GN					
MED.	**MOD. ACT**	**A**	**E**	**L**	**D**
2"	GN-15	360	121	165	85
2 1/2"	GN-15	374	121	165	85
3"	GN-17	389	121	197	85
4"	GN-20	448	143	177	96
5"	GN-25	486	143	239	96
6"	GN-25	511	143	239	96
8"	GN-35	626	196	246	138
10"	GN-40	707	196	290	138
12"	GN-45	779	208	351	151
14"	GN-60	805	305	444	235
16"	GN-60	875	305	444	235
18"	GN-65	930	305	502	235
20"	GN-70	1065	362	587	332

GN					
MED.	**MOD. ACT**	**A**	**E**	**L**	**D**
2"	GN-17/S5	360	121	197	85
2 1/2"	GN-25/S5	396	143	239	96
3"	GN-30/S4	430	162	230	113
4"	GN-30/S5	467	162	230	113
5"	GN-35/S4	539	196	246	138
6"	GN-35/S5	564	196	246	138
8"	GN-45/S4	638	208	351	151
10"	GN-50/S4	759	248	361	185
12"	GN-55/S6	819	248	418	185
14"	GN-70/S5	862	362	587	332
16"	GN-70/S6	932	362	587	332

CÓDIGO *CODE*	MEDIDA *SIZE*	TIPO ACT. *ACT. TYPE*	PESO *WEIGHT*	P.V.P. € *PRICE €*
Gen-Air Doble efecto / *Gen-Air Double Acting*				
5119 09 48	2"	GN-15	6,230	**153,18**
5119 10 48	2 1/2"	GN-15	6,730	**162,35**
5119 11 53	3"	GN-17	7,610	**181,03**
5119 12 64	4"	GN-20	10,030	**209,85**
5119 13 65	5"	GN-25	13,070	**244,02**
5119 14 65	6"	GN-25	14,100	**259,03**
5119 16 67	8"	GN-35	23,480	**432,04**
5119 18 68	10"	GN-40	31,230	**513,35**
5119 20 69	12"	GN-45	45,400	**788,71**
5119 22 57	14"	GN-60	87,500	**1366,12**
5119 24 54	16"	GN-60	108,000	**1865,09**
5119 26 58	18"	GN-65	164,000	**2471,88**
5119 28 100	20"	GN-70	219,000	**4139,97**
Gen-Air Simple efecto / *Gen-Air Spring Return*				
5119 09 51	2"	GN-17/S5	5,560	**196,76**
5119 10 85	2 1/2"	GN-25/S5	9,380	**240,35**
5119 11 78	3"	GN-30/S4	10,970	**258,12**
5119 12 86	4"	GN-30/S5	12,870	**280,96**
5119 13 87	5"	GN-35/S4	16,700	**362,71**
5119 14 88	6"	GN-35/S5	19,520	**404,35**
5119 16 81	8"	GN-45/S4	26,920	**568,22**
5119 18 95	10"	GN-50/S4	41,130	**773,63**
5119 20 90	12"	GN-55/S6	59,400	**1107,48**
5119 22 101	14"	GN-70/S5	133,200	**2995,79**
5119 24 102	16"	GN-70/S6	153,700	**3567,82**

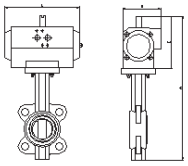

Actuador GNP / GNP actuator

GNP					
MED.	**MOD. ACT**	**A**	**E**	**L**	**D**
2"	GNP-44	356,5	117,5	168	83
2 1/2"	GNP-44	370,5	117,5	168	83
3"	GNP-44	385,5	117,5	168	83
4"	GNP-60	434,5	129,5	184	92
5"	GNP-94	481,5	138,5	204	103
6"	GNP-94	506,5	138,5	204	103
8"	GNP-198	593	163	268	121,5
10"	GNP-300	696	185	296	142
12"	GNP-513	772,5	201,5	390	152
14"	GNP-1280	760	260	525	206
16"	GNP-1280	830	260	525	206
18"	GNP-1600	910	285	532	226
20"	GNP-2300	1021	318	610	260

GNP					
MED.	**MOD. ACT**	**A**	**E**	**L**	**D**
2"	GNP-44/S4	356,5	117,5	168	83
2 1/2"	GNP-94/S5	391,5	138,5	204	103
3"	GNP-135/S5	415	147	262	108,5
4"	GNP-135/S5	452	147	262	108,5
5"	GNP-198/S5	506	163	268	121,5
6"	GNP-198/S6	531	163	268	121,5
8"	GNP-513/S5	631,5	201,5	390	152
10"	GNP-800/S5	738	227	454	174
12"	GNP-1280/S5	831	260	525	206
14"	GNP-2500/S5	856	356	722	294
16"	GNP-2500/S5	926	356	722	294

CÓDIGO *CODE*	MEDIDA *SIZE*	TIPO ACT. *ACT. TYPE*	PESO *WEIGHT*	P.V.P. € *PRICE €*
GNP Doble efecto / *GNP Double Acting*				
5119 09 128	2"	GNP-44	6,500	**160,84**
5119 10 128	2 1/2"	GNP-44	7,000	**170,47**
5119 11 128	3"	GNP-44	7,360	**190,08**
5119 12 138	4"	GNP-60	9,860	**220,34**
5119 13 142	5"	GNP-94	12,370	**256,22**
5119 14 142	6"	GNP-94	13,400	**271,98**
5119 16 150	8"	GNP-198	21,800	**453,64**
5119 18 158	10"	GNP-300	31,200	**539,02**
5119 20 162	12"	GNP-513	44,940	**828,14**
5119 22 170	14"	GNP-1280	90,300	**1434,42**
5119 24 170	16"	GNP-1280	110,800	**1958,34**
5119 26 174	18"	GNP-1600	165,300	**2595,48**
5119 28 176	20"	GNP-2300	211,200	**4346,97**
GNP Simple efecto / *GNP Spring Return*				
511909132	2"	GNP-44/S4	5,170	**206,60**
511910144	2 1/2"	GNP-94/S5	8,800	**252,37**
511911148	3"	GNP-135/S5	10,900	**271,02**
511912148	4"	GNP-135/S5	12,800	**295,01**
511913154	5"	GNP-198/S5	14,380	**380,84**
511914156	6"	GNP-198/S6	17,200	**424,57**
511916164	8"	GNP-513/S5	26,300	**596,63**
511918168	10"	GNP-800/S5	41,800	**812,31**
511920172	12"	GNP-1280/S5	78,500	**1162,86**
511922180	14"	GNP-2500/S5	166,140	**3295,37**
511924180	16"	GNP-2500/S5	186,640	**3746,21**

VÁLVULAS CON ACTUADOR NEUMÁTICO DOBLE Y SIMPLE EFECTO
VALVES WITH DOUBLE ACTING AND SPRING RETURN PNEUMATIC ACTUATORS

REFERENCIA Y FIGURA *REFERENCE AND FIGURE*	DESCRIPCIÓN Y DIMENSIONES *DESCRIPTION AND DIMENSIONS*	CÓDIGO *CODE*	MEDIDA *SIZE*	TIPO ACT. *ACT. TYPE*	PESO *WEIGHT*	P.V.P. € *PRICE €*

5114

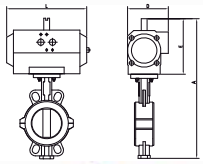

Válvula mariposa tipo wafer inoxidable
Características de válvula ver art. 2104

Stainless steel butterfly valve wafer type
Valve characteristics see art. 2104

Actuador Gen-Air / *Gen-Air actuator*

GN					
MED.	**MOD. ACT**	**A**	**E**	**L**	**D**
2"	GN-15	331	121	165	85
2 1/2"	GN-17	341	121	197	85
3"	GN-20	371	143	177	96
4"	GN-25	417	143	239	96
5"	GN-35	502	196	246	138
6"	GN-40	531	196	290	138
8"	GN-50	657	248	361	185

GN					
MED.	**MOD. ACT**	**A**	**E**	**L**	**D**
2"	GN-25/S4	353	143	239	96
2 1/2"	GN-25/S5	363	143	239	96
3"	GN-30/S4	390	162	230	113
4"	GN-35/S5	470	196	246	138
5"	GN-45/S5	514	208	351	151
6"	GN-50/S5	583	248	361	185
8"	GN-56/S5	714	305	444	235

CÓDIGO *CODE*	MEDIDA *SIZE*	TIPO ACT. *ACT. TYPE*	PESO *WEIGHT*	P.V.P. € *PRICE €*
Gen-Air Doble efecto / *Gen-Air Double Acting*				
5114 09 63	2"	GN-15	5,630	**483,49**
5114 10 52	2 1/2"	GN-17	6,570	**573,24**
5114 11 64	3"	GN-20	7,770	**678,33**
5114 12 65	4"	GN-25	10,500	**843,88**
5114 13 67	5"	GN-35	15,780	**1091,85**
5114 14 68	6"	GN-40	18,630	**1332,87**
5114 16 97	8"	GN-50	32,500	**2298,56**
Gen-Air Simple efecto / *Gen-Air Spring Return*				
5114 09 77	2"	GN-25/S4	8,280	**570,84**
5114 10 85	2 1/2"	GN-25/S5	8,880	**652,65**
5114 11 78	3"	GN-30/S4	10,470	**756,62**
5114 12 88	4"	GN-35/S5	15,520	**1006,97**
5114 13 89	5"	GN-45/S5	23,220	**1269,49**
5114 14 98	6"	GN-50/S5	32,230	**1688,40**
5114 16 99	8"	GN-56/S5	60,600	**2869,11**

Actuador GNP / GNP actuator

GNP					
MED.	**MOD. ACT**	**A**	**E**	**L**	**D**
2"	GNP-44	327,5	117,5	168	83
2 1/2"	GNP-44	337,5	117,5	168	83
3"	GNP-60	357,5	129,5	184	92
4"	GNP-94	412,5	138,5	204	103
5"	GNP-198	469	163	268	121,5
6"	GNP-300	520	185	296	142
8"	GNP-513	610,5	201,5	390	152

GNP					
MED.	**MOD. ACT**	**A**	**E**	**L**	**D**
2"	GNP-94/S5	348,5	138,5	204	103
2 1/2"	GNP-94/S5	358,5	138,5	204	103
3"	GNP-135/S5	375	147	262	108,5
4"	GNP-198/S6	437	163	268	121,5
5"	GNP-513/S5	507,5	201,5	390	152
6"	GNP-800/S5	562	227	454	174
8"	GNP-1280/S5	669	260	525	206

GNP Doble efecto / *GNP Double Acting*				
5114 09 128	2"	GNP-44	5,900	**507,67**
5114 10 128	2 1/2"	GNP-44	6,500	**601,90**
5114 11 138	3"	GNP-60	7,600	**712,24**
5114 12 142	4"	GNP-94	9,800	**886,08**
5114 13 150	5"	GNP-198	14,100	**1146,44**
5114 14 158	6"	GNP-300	18,600	**1399,52**
5114 16 162	8"	GNP-513	26,700	**2413,49**
GNP Simple efecto / *GNP Spring Return*				
5114 09 144	2"	GNP-94/S5	7,400	**599,38**
5114 10 144	2 1/2"	GNP-94/S5	8,000	**685,29**
5114 11 148	3"	GNP-135/S5	10,400	**794,45**
5114 12 156	4"	GNP-198/S6	13,200	**1057,32**
5114 13 164	5"	GNP-513/S5	22,600	**1332,97**
5114 14 168	6"	GNP-800/S5	32,900	**1772,82**
5114 16 172	8"	GNP-1280/S5	60,800	**3012,56**

5508

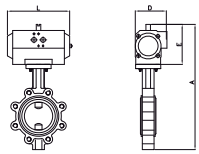

Válvula mariposa tipo LUG (bridas DIN)
Características de válvula ver art. 2108

Butterfly valve LUG type (DIN flanges)
Valve characteristics see art. 2108

Actuador Gen-Air / *Gen-Air actuator*

GN					
MED.	**MOD. ACT**	**A**	**E**	**L**	**D**
2"	GN-15	361	121	165	85
2 1/2"	GN-15	374	121	165	85
3"	GN-17	389	121	197	85
4"	GN-20	448	143	177	96
5"	GN-25	486	143	239	96
6"	GN-25	511	143	239	96
8"	GN-35	626	196	246	138
10"	GN-40	707	196	290	138
12"	GN-45	780	208	351	151

GN					
MED.	**MOD. ACT**	**A**	**E**	**L**	**D**
2"	GN-17/S5	361	121	197	85
2 1/2"	GN-25/S5	396	143	239	96
3"	GN-30/S4	430	162	230	113
4"	GN-30/S5	467	162	230	113
5"	GN-35/S4	539	196	246	138
6"	GN-35/S5	564	196	246	138
8"	GN-45/S4	638	208	351	151
10"	GN-50/S4	759	248	361	185
12"	GN-55/S6	820	248	418	185

Gen-Air Doble efecto / *Gen-Air Double Acting*				
5508 09 48	2"	GN-15	6,630	**152,38**
5508 10 48	2 1/2"	GN-15	7,330	**161,29**
5508 11 53	3"	GN-17	8,010	**178,91**
5508 12 64	4"	GN-20	11,830	**212,58**
5508 13 65	5"	GN-25	15,170	**258,82**
5508 14 65	6"	GN-25	17,300	**272,94**
5508 16 67	8"	GN-35	25,780	**441,51**
5508 18 68	10"	GN-40	37,330	**580,76**
5508 20 69	12"	GN-45	56,900	**764,94**
Gen-Air Simple efecto / *Gen-Air Spring Return*				
5508 09 51	2"	GN-17/S5	5,960	**195,97**
5508 10 85	2 1/2"	GN-25/S5	9,980	**239,29**
5508 11 78	3"	GN-30/S4	11,370	**256,00**
5508 12 86	4"	GN-30/S5	14,670	**283,70**
5508 13 87	5"	GN-35/S4	18,800	**377,50**
5508 14 88	6"	GN-35/S5	22,720	**418,26**
5508 16 81	8"	GN-45/S4	29,220	**577,69**
5508 18 95	10"	GN-50/S4	47,230	**841,04**
5508 20 90	12"	GN-55/S6	70,900	**1083,72**

REFERENCIA Y FIGURA *REFERENCE AND FIGURE*	DESCRIPCIÓN Y DIMENSIONES *DESCRIPTION AND DIMENSIONS*	CÓDIGO *CODE*	MEDIDA *SIZE*	TIPO ACT. *ACT. TYPE*	PESO *WEIGHT*	P.V.P. € *PRICE €*

5508

Actuador GNP / GNP actuator

GNP					
MED.	**MOD. ACT**	**A**	**E**	**L**	**D**
2"	GNP-44	357,5	117,5	168	83
2 1/2"	GNP-44	370,5	117,5	168	83
3"	GNP-44	385,5	117,5	168	83
4"	GNP-60	434,5	129,5	184	92
5"	GNP-94	481,5	138,5	204	103
6"	GNP-94	506,5	138,5	204	103
8"	GNP-198	593	163	268	121,5
10"	GNP-300	696	185	296	142
12"	GNP-513	773,5	201,5	390	152

GNP					
MED.	**MOD. ACT**	**A**	**E**	**L**	**D**
2"	GNP-44/S4	357,5	117,5	168	83
2 1/2"	GNP-94/S5	391,5	138,5	204	103
3"	GNP-135/S5	415	147	262	108,5
4"	GNP-135/S5	452	147	262	108,5
5"	GNP-198/S5	506	163	268	121,5
6"	GNP-198/S6	531	163	268	121,5
8"	GNP-513/S5	631,5	201,5	390	152
10"	GNP-800/S5	738	227	454	174
12"	GNP-1280/S5	832	260	525	206

GNP Doble efecto / *GNP Double Acting*				
5508 09 128	2"	GNP-44	6,900	**160,00**
5508 10 128	2 1/2"	GNP-44	7,600	**169,36**
5508 11 128	3"	GNP-44	7,760	**187,86**
5508 12 138	4"	GNP-60	11,660	**223,21**
5508 13 142	5"	GNP-94	14,470	**271,76**
5508 14 142	6"	GNP-94	16,600	**286,59**
5508 16 150	8"	GNP-198	24,100	**463,59**
5508 18 158	10"	GNP-300	37,300	**609,80**
5508 20 162	12"	GNP-513	56,440	**803,19**

GNP Simple efecto / *GNP Spring Return*				
5508 09 132	2"	GNP-44/S4	5,570	**205,77**
5508 10 144	2 1/2"	GNP-94/S5	9,400	**251,26**
5508 11 148	3"	GNP-135/S5	11,300	**268,80**
5508 12 148	4"	GNP-135/S5	14,600	**297,89**
5508 13 154	5"	GNP-198/S5	16,480	**396,38**
5508 14 156	6"	GNP-198/S6	20,400	**439,18**
5508 16 164	8"	GNP-513/S5	28,600	**606,57**
5508 18 168	10"	GNP-800/S5	47,900	**883,09**
5508 20 172	12"	GNP-1280/S5	90,000	**1137,90**

5508A

Válvula mariposa tipo LUG (bridas ANSI)
Características de válvula ver art. 2108A

Butterfly valve LUG type (ANSI flanges)
Valve characteristics see art. 2108A

Actuador Gen-Air / *Gen-Air actuator*

GN					
MED.	**MOD. ACT**	**A**	**E**	**L**	**D**
2"	GN-15	361	121	165	85
2 1/2"	GN-15	374	121	165	85
3"	GN-17	389	121	197	85
4"	GN-20	448	143	177	96
5"	GN-25	486	143	239	96
6"	GN-25	511	143	239	96
8"	GN-35	626	196	246	138
10"	GN-40	707	196	290	138
12"	GN-45	780	208	351	151
14"	GN-60	883	305	444	235
16"	GN-60	951	305	444	235
18"	GN-65	1008	305	502	235
20"	GN-70	1130	362	587	332

GN					
MED.	**MOD. ACT**	**A**	**E**	**L**	**D**
2"	GN-17/S5	361	121	197	85
2 1/2"	GN-25/S5	396	143	239	96
3"	GN-30/S4	430	162	230	113
4"	GN-30/S5	467	162	230	113
5"	GN-35/S4	539	196	246	138
6"	GN-35/S5	564	196	246	138
8"	GN-45/S4	638	208	351	151
10"	GN-50/S4	759	248	361	185
12"	GN-55/S6	820	248	418	185
14"	GN-70/S5	940	362	587	332
16"	GN-70/S6	1008	362	587	332

Gen-Air Doble efecto / *Gen-Air Double Acting*				
5508A 09 48	2"	GN-15	6,630	**152,38**
5508A 10 48	2 1/2"	GN-15	7,330	**161,28**
5508A 11 53	3"	GN-17	8,010	**178,90**
5508A 12 64	4"	GN-20	11,830	**212,59**
5508A 13 65	5"	GN-25	15,170	**258,82**
5508A 14 65	6"	GN-25	17,300	**272,94**
5508A 16 67	8"	GN-35	25,780	**441,51**
5508A 18 68	10"	GN-40	37,330	**580,76**
5508A 20 69	12"	GN-45	56,900	**821,53**
5508A 22 57	14"	GN-60	99,000	**1762,91**
5508A 24 54	16"	GN-60	127,400	**2236,50**
5508A 26 58	18"	GN-65	188,500	**2896,71**
5508A 28 100	20"	GN-70	247,500	**4543,65**

Gen-Air Simple efecto / *Gen-Air Spring Return*				
5508A 09 51	2"	GN-17/S5	5,960	**195,96**
5508A 10 85	2 1/2"	GN-25/S5	9,980	**239,28**
5508A 11 78	3"	GN-30/S4	11,370	**255,99**
5508A 12 86	4"	GN-30/S5	14,670	**283,71**
5508A 13 87	5"	GN-35/S4	18,800	**377,50**
5508A 14 88	6"	GN-35/S5	22,720	**418,26**
5508A 16 81	8"	GN-45/S4	29,220	**577,69**
5508A 18 95	10"	GN-50/S4	47,230	**841,04**
5508A 20 90	12"	GN-55/S6	70,900	**1140,31**
5508A 22 101	14"	GN-70/S5	144,700	**2829,68**
5508A 24 102	16"	GN-70/S6	173,100	**3303,26**

VÁLVULAS CON ACTUADOR NEUMÁTICO DOBLE Y SIMPLE EFECTO
VALVES WITH DOUBLE ACTING AND SPRING RETURN PNEUMATIC ACTUATORS

REFERENCIA Y FIGURA *REFERENCE AND FIGURE*	DESCRIPCIÓN Y DIMENSIONES *DESCRIPTION AND DIMENSIONS*	CÓDIGO *CODE*	MEDIDA *SIZE*	TIPO ACT. *ACT. TYPE*	PESO *WEIGHT*	P.V.P. € *PRICE €*

5508A

Actuador GNP / GNP actuator

GNP					
MED.	**MOD. ACT**	**A**	**E**	**L**	**D**
2"	GNP-44	357,5	117,5	168	83
2 1/2"	GNP-44	370,5	117,5	168	83
3"	GNP-44	385,5	117,5	168	83
4"	GNP-60	434,5	129,5	184	92
5"	GNP-94	481,5	138,5	204	103
6"	GNP-94	506,5	138,5	204	103
8"	GNP-198	593	163	268	121,5
10"	GNP-300	696	185	296	142
12"	GNP-513	773,5	201,5	390	152
14"	GNP-1280	838	260	525	206
16"	GNP-1280	906	260	525	206
18"	GNP-1600	988	285	532	226
20"	GNP-2300	1086	318	610	260

GNP					
MED.	**MOD. ACT**	**A**	**E**	**L**	**D**
2"	GNP-44/S4	357,5	117,5	168	83
2 1/2"	GNP-94/S5	391,5	138,5	204	103
3"	GNP-135/S5	415	147	262	108,5
4"	GNP-135/S5	452	147	262	108,5
5"	GNP-198/S5	506	163	268	121,5
6"	GNP-198/S6	531	163	268	121,5
8"	GNP-513/S5	631,5	201,5	390	152
10"	GNP-800/S5	738	227	454	174
12"	GNP-1280/S5	832	260	525	206
14"	GNP-2500/S5	934	356	722	294
16"	GNP-2500/S5	1002	356	722	294

GNP Doble efecto / *GNP Double Acting*				
5508A09128	2"	GNP-44	6,900	**159,99**
5508A10128	2 1/2"	GNP-44	7,600	**169,35**
5508A11128	3"	GNP-44	7,760	**187,85**
5508A12138	4"	GNP-60	11,660	**223,22**
5508A13142	5"	GNP-94	14,470	**271,76**
5508A14142	6"	GNP-94	16,600	**286,59**
5508A16150	8"	GNP-198	24,100	**463,59**
5508A18158	10"	GNP-300	37,300	**609,80**
5508A20162	12"	GNP-513	56,440	**862,61**
5508A22170	14"	GNP-1280	101,800	**1939,20**
5508A24170	16"	GNP-1280	130,200	**2460,15**
5508A26174	18"	GNP-1600	189,800	**3186,38**
5508A28176	20"	GNP-2300	239,700	**4998,01**

GNP Simple efecto / *GNP Spring Return*				
5508A09132	2"	GNP-44/S4	5,570	**205,76**
5508A10144	2 1/2"	GNP-94/S5	9,400	**251,25**
5508A11148	3"	GNP-135/S5	11,300	**268,79**
5508A12148	4"	GNP-135/S5	14,600	**297,89**
5508A13154	5"	GNP-198/S5	16,480	**396,38**
5508A14156	6"	GNP-198/S6	20,400	**439,18**
5508A16164	8"	GNP-513/S5	28,600	**606,57**
5508A18168	10"	GNP-800/S5	47,900	**883,09**
5508A20172	12"	GNP-1280/S5	90,000	**1197,32**
5508A22180	14"	GNP-2500/S5	177,600	**3112,64**
5508A24180	16"	GNP-2500/S5	206,000	**3633,59**

4519

Electroválvula 5 vías
Acoplamiento conforme con la norma NAMUR
5 vías / 2 posiciones. Dispositivo de mando manual.
Consumo 5W. Grado de protección: IP 65 con conector y juntas.
Racores: 1/4" gas. Presión de trabajo:min. 2 bar máx. 10 bar.
Límite de temperaturas: -20ºC + 70ºC.

5-ways solenoid valve
Coupling according norm NAMUR.
Functioning 5 ways / 2 positions. Manual control device.
Consumption 5W. Protection: IP 65 with connector and seals.
Connectors: 1/4" gas. Working pressure: min. 2 bar max. 10 bar.
Temperature limits: -20ºC +70ºC

4519 02	A12V		0,300	**45,76**
	C12V		0,300	**45,76**
	A24V		0,300	**45,76**
	C24V		0,300	**45,76**
	A48V		0,300	**45,76**
	110V		0,300	**45,76**
	220V		0,300	**45,76**

4521

Electroválvula 5 vías con bobina de seguridad
Intrinseca= ATEX Ex 2G EEx ia IIC T6

5-ways solenoid valve with intrinsic safety coil
ATEX Ex 2G EEx ia IIC T6

4521 02	C24V		0,300	**206,90**

4522

Electroválvula 5 vías con bobina antideflagrante
ATEX Ex 2G EEx m II T4

5 ways solenoid valve with protection by encapsulation coil
ATEX Ex 2G EEx m II T4

4522 02	C24V		0,350	**206,90**
4522 02	220V		0,350	**206,90**

GENEBRE

REFERENCIA Y FIGURA *REFERENCE AND FIGURE*	DESCRIPCIÓN Y DIMENSIONES *DESCRIPTION AND DIMENSIONS*	CÓDIGO *CODE*	MEDIDA *SIZE*	TIPO ACT. *ACT. TYPE*	PESO *WEIGHT*	P.V.P. € *PRICE €*
4819	**Bobina para electroválvula 5 vías** ***5W solenoid valve coil*** Tolerancia de tensión *Pressure tolerance* C.A. +10% - 15% C.C. +10% - 5% Voltajes *Voltages* C.A.: 24-48-110-220 50/60 Hz. C.C.: 12-24 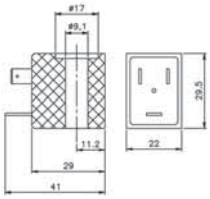	4819				**12,74**
5950 5951 5952	**Posicionadores Rotativo (*)** Neumático - señal 3 - 15 PSI Electroneumático - señal 4-20 mA. ***Positioners Rotary (*)*** *Pneumatic – signal 3 – 15 PSI* *Electropneumatic - signal 4-20 mA.*	5950 00				**486,00**
		5951 00				**932,15**
	Posicionador Lineal Electroneumático - señal 4 - 20 mA ***Lineal Positioners*** *Electropneumatic 4 - 20 mA*	5952 00				**932,15**
	Posicionador rotativo con retransmisor de posición (*) Señal 4-20 mA. ***Rotary positioners with position transmiter (*)*** *Signal 4-20 mA.*	5951 04				**1501,48**
	Posicionador lineal con retransmisor de posición (*) Señal 4-20 mA. ***Lineal positioners with position transmiter (*)*** *Signal 4-20 mA.* **(* actuador no incluido)** ***(* actuator not included)***	5952 04				**1501,48**
5975 5976 5977	**Reductores manuales** Tipo sin fin corona ***Gear operators*** *Worm gear type, automatic disconnecting*	5975	300 Nm		3,300	**36,65**
		5976	750 Nm		10,000	**65,42**
		5977	1200 Nm		11,800	**80,16**
5971	**Reductor manual de emergencia (*)** ***Gear box for emergency control (*)*** **(* actuador no incluido)** ***(* actuator not included)***	5971 04	300 Nm		5,000	**165,67**
		5971 05	700 Nm		15,000	**276,76**
		5971 06	1200 Nm		17,000	**397,42**

REFERENCIA Y FIGURA *REFERENCE AND FIGURE*	DESCRIPCIÓN Y DIMENSIONES *DESCRIPTION AND DIMENSIONS*	CÓDIGO *CODE*	MEDIDA *SIZE*	TIPO ACT. *ACT. TYPE*	PESO *WEIGHT*	P.V.P. € *PRICE €*
5987	**Microrruptores final de carrera (*)** en caja de aluminio norma NAMUR - IP 67 ***Limit switch box*** *in aluminium "NAMUR" box - IP 67* **Instalados sobre actuador neumático** ***Installed on pneumatic actuator***					
	Electromécanico *Electromechanical*	5987 02				**51,38**
	Inductivos 2 sensores ALPS 10-30VCC 2 hilos *2 inductive sensors ALPS 10-30VDC 2 wire*	5987 04				**140,80**
	Inductivos 2 sensores ALPS 10-30VCC 3 hilos "PNP" *2 inductive sensors ALPS 10-30VDC 3 wire "PNP"*	5987 06				**168,96**
	Inductivos 2 sensores NCB2-V3-N0 "P + F" *2 inductive sensors NCB2-V3-N0 "P + F"* **ATEX EEX ia II C T6. 8V**	5987 08				**191,58**
	Microrruptores final de carrera (*) En caja de aluminio norma namur IP66 **ATEX Ex d II B T6** ***Limit switch box*** *in aluminium "NAMUR" box - IP 66* **ATEX Ex d II B T6**					
	Electromecánicos Crouzet (125-250VAC) *Crouzet mechanical switches (125-250VAC)*	5987 10				**221,76**
	Inductivos 2 sensores NCB2-V3-N0 "P + F" *2 inductive sensors NCB2-V3-N0 "P + F"* **ATEX EEX ia II C T6. 8V**	5987 12				**340,03**
	(* actuador no incluido) ***(* actuator not included)***					
	Instalados sobre válvula manual ***Installed on handle valve***					
	Electromécanico a válvula soldar/roscar (*) *Electromechanical welded/threaded valve (*)*	5315 00	1/4"-1/2"			**190,63**
		5315 01	3/4"-1"			**190,63**
		5315 02	1 1/4"-2"			**190,63**
		5315 03	2 1/2"-4"			**190,63**
	Electromecánico a válvula bridada (*) *Electromechanical flanged valve (*)*	5328 00	1/2"-3/4"			**190,63**
		5328 01	1"			**190,63**
		5328 02	1 1/4"-2"			**190,63**
		5328 03	2 1/2"-4"			**190,63**
	Inductivos a válvula soldar/roscar (*) *Inductive welded/threaded valve (*)* (NCB2-V3-V0 "P+F")	5315 10	1/4"-1/2"			**298,69**
		5315 11	3/4"-1"			**298,69**
		5315 12	1 1/4"-2"			**298,69**
		5315 13	2 1/2"-4"			**298,69**
	Inductivos a válvula bridada (*) *Inductive flanged valve (*)* (NCB2-V3-V0 "P+F")	5328 10	1/2"-3/4"			**298,69**
		5328 11	1"			**298,69**
		5328 12	1 1/4"-2"			**298,69**
		5328 13	2 1/2"-4"			**298,69**

(*) (Válvula no incluida) / *(Valve not included)*

Instalados sobre reductor manual
Installed on gear operator

Electromécanico (**) *Electromechanical*	5981 00				**135,92**
	5982 00				**250,46**
Inductivos (NCB2-V3-V0 "P+F") (**) *Inductive (NCB2-V3-V0 "P+F")*	5983 00				**218,05**
Inductivos ALPS 10-30V (**) *Inductive ALPS 10-30V*					

(**) (Reductor manual no incluido) / *(Gear operator not included)*

MONTAJES BAJO DEMANDA / *ASSEMBLY ON REQUEST*

Válvulas de esfera con reductor manual

Ball valves with gear operator

Válvula de asiento inclinado con microrruptores final de carrera

Angle seat valve with limit switch box

VALVULAS EQUIPADAS CON ACTUADOR ELECTRICO PARA ACCIONAMIENTO AUTOMÁTICO Y A DISTANCIA.

CARACTERISTICAS DE LOS ACTUADORES:
Específicamente diseñados para aplicaciones de ¼" de vuelta (90º) y reversibles, ideales para la automatización de válvulas de bola y mariposas. Resistentes a la corrosión. Mando manual de emergencia.

Indicador visual de posición.
Estos actuadores podemos ofrecerlos en tensión monofásica o trifásica dependiendo del modelo del mismo y además distintas tensiones y tipos de alimentación (AC o DC).

VALVES EQUIPPED WITH ELECTRIC ACTUATOR FOR AUTOMATIC AND REMOTE OPERATION

CHARACTERISTICS OF THE ACTUATORS:
Specifically designed for applications of ¼" turn (90º) and reversible, ideal for the electric automation of ball valves and butterfly valves. Rust resistant. Emergency manual control.

Visual position indicator.
These actuators we can offer in different tension, single phase or three-phase depending of the model actuator and also different range of AC or DC voltage.

CARACTERISTICAS TECNICAS DE ACTUADOR MONOFASICO / *TECHNICAL CHARACTERISTICS OF SINGLE-PHASE ACTUATORS*

DESCRIPCION	*DESCRIPTION*	UNID./ *UNITS*	MODELOS - *MODELS*					
			GE-0 (J3)	GE-05 (J3)	GE-1 (J3)	GE-15 (J3)	GE-2 (J2)	GE-2+ (J2)
Tiempo maniobra en vacio (90º) + / - 10 %	*Operation time no load (90º) + / - 10%*	Seg./ *Sec*	S "L": 12 S "H": 11	S "L": 12 S "H": 11	S "L": 16 S "H": 14	S "L": 35 S "H": 30	33	60
Par maniobra en operación	*Operating torque*	Nm.	20	35	55	85	140	300
Par máximo arranque	*Maximum torque break*	Nm	25	38	60	90	170	350
Tiempo bajo tensión	*Duty rating*	%	75					
Protección IEC 60529	*Ip rating IEC 60529*	---	IP-65					
Ángulo maniobra	*Working angle*	º (grados)	90º (Option 180º - 270º)					
Temperatura de trabajo	*Working temperatur*	ºC	-20º + 70º					
Interruptor final de carrera	*Limit switch*	---	4 SPDT micro					
Resistencia calefactora	*Anti-condensation heater*	W	4					
Conectores	*Plugs*	---	DIN 43650 ISO 4400 & C192					
Peso	*Weight*	Kg	1,5	1,8	2	2	5,2	5,2
Voltaje	*Voltage*	V	J3: SERIE "L" 12 a 24 AC / DC SERIE "H" 80 a 240 AC / DC 50 / 60 Hz J2: SERIE "L" 12 a 48 AC / DC SERIE "H" 80 a 240 AC / DC 50 / 60 Hz					
Consumo a par máximo	*Consumption at maximum torque*	mA / W	Ver Ficha Técnica / *See Data Sheet*					

Todos los modelos "L" y "H" están equipados con los siguientes elementos:
- Control térmico de la temperatura.
- Multivoltaje.
- Control electrónico de par.
- Mando manual de Emergencia.
- Control Visual de Operación (LED) modelos J3
- Configuración conexión AC / DC.
- Contactos auxiliares.

Accesorios opcionales:
- Posicionador 4 / 20 mA.
- Bloque de Seguridad (Este dispositivo permite situar la válvula en posición preferente (N.C. ó N.A.) y garantiza un numero de movimiento por fallo de suministro eléctrico.

All models "L" and "H" are fitted with the following elements:
- *Automatic temperature control.*
- *Autovoltage sensing.*
- *Electronic torque limiter.*
- *Manual override.*
- *Visual Control of operation (LED) models J3*
- *Protected Electrical Supply AC / DC.*
- *Volt free contacts.*

Optional accessories:
- *Positioner 4 / 20 mA.*
- *Safety Lock (This device allows the valve to be placed in preferential position (N.C. ó N.A.) and guarantee a number of movements in case the electric supply fails.*

CARACTERISTICAS TECNICAS DE ACTUADOR TRIFÁSICO / *TECHNICAL CHARACTERISTICS OF THREE-PHASE ACTUATORS*

DESCRIPCION	*DESCRIPTION*	UNID./ *UNITS*	MODELOS - *MODELS*							
			GE - 007	GE - 010	GE - 015	GE – 025	GE – 035	GE – 050	GE – 080	GE – 110
Par máximo arranque	*Maximum torque break*	Nm	80	100	160	240	350	500	800	1100
Tiempo maniobra en vacio (90º)	*Operation time no load (90º)*	Seg./ *Sec.*	16	21	26	26	31	31	39	39
Peso	*Weight*	Kg	3,5	7	15	15	20	20	25	25
Temperatura de trabajo	*Working temperature*	ºC	-20º / +70º							
Interruptor final de carrera	*Limit switch*	---	4 SPDT							
Resistencia calefactora	*Anti-condensation heater*	W	3	7-10						
Protección IEC 60529	*Ip rating IEC 60529*	---	IP - 67							

Todos los modelos están equipados con los siguientes elementos:
- Control térmico de la temperatura.
- Control electrónico de par.
- Mando manual de Emergencia.
- Contactos auxiliares.

Accesorios opcionales:
- Posicionador 4 / 20 mA.
- Transmisor 4 / 20 mA.
- Mando local / Remoto.

All models are fitted with the following elements:
- *Automatic temperature control.*
- *Electronic torque limiter.*
- *Manual override.*
- *Volt free contacts.*

Optional accessories:
- *Positioner 4 / 20 mA.*
- *Transmiter 4 / 20 mA.*
- *Remote and local position controller.*

REFERENCIA Y FIGURA *REFERENCE AND FIGURE*	DESCRIPCIÓN Y DIMENSIONES *DESCRIPTION AND DIMENSIONS*	CÓDIGO *CODE*	MEDIDA *SIZE*	TIPO ACT. *ACT. TYPE*	PESO *WEIGHT*	P.V.P. € *PRICE €*

5621

Válvula esfera 2 piezas
Características de válvula ver art. 2015
Especificar tensión de alimentación necesaria.

2 pieces full bore ball valve
Valve characteristics see art. 2015
The required tension supply to be specified.

MED.	A	E	L	D
1/4"	216	146	150	96
3/8"	216	146	150	96
1/2"	220	146	150	96
3/4"	234	146	150	96
1"	243	146	150	96
1 1/4"	261	146	150	96
1 1/2"	288	164	155	99
2"	307	164	155	99

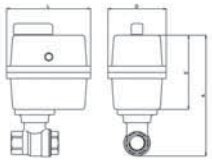

5621 02 51	1/4"	GE-0	1,850	**277,50**
5621 03 51	3/8"	GE-0	1,840	**256,13**
5621 04 51	1/2"	GE-0	1,860	**257,98**
5621 05 51	3/4"	GE-0	2,150	**263,59**
5621 06 51	1"	GE-0	2,430	**269,68**
5621 07 51	1 1/4"	GE-0	3,150	**290,56**
5621 08 47	1 1/2"	GE-05	3,860	**377,40**
5621 09 52	2"	GE-1	5,240	**452,11**

5635
5636
5637

Válvula esfera 3 piezas
Características de válvula ver art. 2025 / 2026 / 2027
Especificar tensión de alimentación necesaria.

3 pieces full bore ball valve
Valve characteristics see art. 2025 / 2026 / 2027
The required tension supply to be specified.

MED.	A	E	L	D
1/4"	217	146	150	96
3/8"	217	146	150	96
1/2"	231	146	150	96
3/4"	242	146	150	96
1"	245	146	150	96
1 1/4"	264	146	150	96
1 1/2"	291	164	155	99
2"	313	164	155	99
2 1/2"	332	164	155	99
3"	452	247	200	200
4"	507	247	200	200

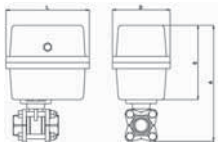

5635				
5636				
5637				
02 51	1/4"	GE-0	1,850	**277,50**
03 51	3/8"	GE-0	1,850	**277,50**
04 51	1/2"	GE-0	2,060	**277,50**
05 51	3/4"	GE-0	2,250	**289,59**
06 51	1"	GE-0	2,600	**296,87**
07 51	1 1/4"	GE-0	3,250	**382,49**
08 47	1 1/2"	GE-05	4,050	**454,77**
09 52	2"	GE-1	5,450	**617,49**
10 52	2 1/2"	GE-1	9,800	**780,91**
11 48	3"	GE-15	12,800	**993,14**
12 53	4"	GE-2	25,700	**1453,32**

5613

Válvula esfera 3 piezas (Clamp)
Características de válvula ver art. 2933
Especificar tensión de alimentación necesaria.

3 pieces Clamp ended ball valve
Valve characteristics see art. 2933
The required tension supply to be specified.

MED.	A	E	L1	D
1/2"	203	148	169	104
3/4"	209	148	169	104
1"	283	199	169	106
1 1/2"	294	199	169	106
2"	364	254	235	214
2 1/2"	393	254	235	214
3"	407	254	235	214
4"	453	254	235	214

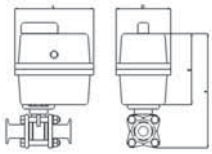

5613 04 51	1/2"	GE-0	2,542	**393,66**
5613 05 51	3/4"	GE-0	2,700	**404,01**
5613 06 52	1"	GE-1	3,536	**549,97**
5613 08 52	1 1/2"	GE-1	5,040	**641,56**
5613 09 53	2"	GE-2	10,300	**1033,06**
5613 10 53	2 1/2"	GE-2	15,000	**1263,99**
5613 11 54	3"	GE-2+	19,400	**1650,39**
5613 12 54	4"	GE-2+	25,300	**2251,32**

5649

Válvula esfera 2 piezas
Características de válvula ver art. 3023 hasta 2" ver art. 3029 de 2 1/2" a 4". Especificar tensión de alimentación necesaria.

2 pieces full bore ball valve
Valve characteristics see art. 3023 until 2" . See art. 3029 from 2 1/2" to 4" The required tension supply to be specified.

MED.	A	E	L	D
1/2"	183	146	150	96
3/4"	187	146	150	96
1"	196	146	150	96
1 1/4"	204	146	150	96
1 1/2"	217	146	150	96
2"	260	171	177	110
2 1/2"	405	247	200	200
3"	431	247	200	200
4"	472	247	200	200

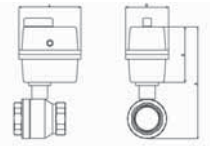

5649 04 51	1/2"	GE-0	1,730	**360,66**
5649 05 51	3/4"	GE-0	1,850	**364,10**
5649 06 51	1"	GE-0	2,030	**374,44**
5649 07 51	1 1/4"	GE-0	2,380	**411,69**
5649 08 51	1 1/2"	GE-0	2,770	**384,05**
5649 09 47	2"	GE-05	3,900	**543,40**
5649 10 53	2 1/2"	GE-2	8,850	**891,25**
5649 11 53	3"	GE-2	10,300	**916,52**
5649 12 54	4"	GE-2+	13,350	**1136,31**

REFERENCIA Y FIGURA *REFERENCE AND FIGURE*	DESCRIPCIÓN Y DIMENSIONES *DESCRIPTION AND DIMENSIONES*	CÓDIGO *CODE*	MEDIDA *SIZE*	TIPO ACT. *ACT. TYPE*	PESO *WEIGHT*	P.V.P. € *PRICE €*

5670
5680

Válvula esfera 3 vias "L" o "T"
Características de válvula ver art. 3070 / 3080
Especificar tensión de alimentación necesaria.

"L" or "T" 3 ways reduced bore ball valve
Valve characteristics see art. 3070 / 3080
The required tension supply to be specified.

MED.	A	E	L	D
1 1/4"	282	164	155	99
1 1/2"	375	247	200	200
2"	401	247	200	200

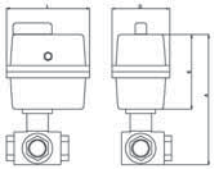

L				
5670 07 52	1 1/4"	GE-1	4,660	**642,16**
5670 08 53	1 1/2"	GE-2	7,660	**975,04**
5670 09 53	2"	GE-2	11,580	**941,55**
T				
5680 07 52	1 1/4"	GE-1	4,540	**642,16**
5680 08 53	1 1/2"	GE-2	7,503	**975,04**
5680 09 53	2"	GE-2	11,010	**941,55**

5640
5641

Válvula esfera 3 vias "L" o "T"
Características de válvula ver art. 2040 / 2041
Especificar tensión de alimentación necesaria.

"L" or "T" 3 ways reduced bore ball valve
Valve characteristics see art. 2040 / 2041
The required tension supply to be specified.

MED.	A	E	L	D
1/4"	236	146	150	96
3/8"	236	146	150	96
1/2"	236	146	150	96
3/4"	242	146	150	96
1"	250	146	150	96
1 1/4"	265	146	150	96
1 1/2"	304	164	164	99
2"	334	164	164	99

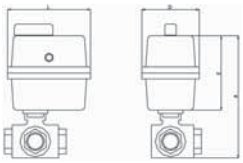

L				
5640 02 51	1/4"	GE-0	2,500	**327,68**
5640 03 51	3/8"	GE-0	2,500	**327,68**
5640 04 51	1/2"	GE-0	2,500	**327,68**
5640 05 51	3/4"	GE-0	2,800	**354,06**
5640 06 51	1"	GE-0	3,300	**491,64**
5640 07 51	1 1/4"	GE-0	4,500	**543,13**
5640 08 47	1 1/2"	GE-05	4,500	**722,67**
5640 09 52	2"	GE-1	7,300	**961,60**
T				
5641 02 51	1/4"	GE-0	2,500	**327,68**
5641 03 51	3/8"	GE-0	2,500	**327,68**
5641 04 51	1/2"	GE-0	2,500	**327,68**
5641 05 51	3/4"	GE-0	2,800	**354,06**
5641 06 51	1"	GE-0	3,300	**491,64**
5641 07 51	1 1/4"	GE-0	4,500	**543,13**
5641 08 47	1 1/2"	GE-05	4,500	**722,67**
5641 09 52	2"	GE-1	7,300	**961,60**

5642
5643

Válvula esfera 3 vias bridada "L" o "T"
Características de válvula ver art. 2540 / 2541
Especificar tensión de alimentación necesaria.

"L" or "T" 3 ways reduced bore ball valve
Valve characteristics see art. 2540 / 2541
The required tension supply to be specified.

DN	A	E	L	D
50	218	148	169	104
65	276	199	169	106
80	285	199	169	106
100	291	199	169	106
125	361	254	235	214
150	373	254	235	214
200	404	254	235	214

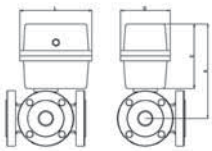

L				
5642 06 51	1"	GE-0	9,300	**775,07**
5642 07 47	1 1/4"	GE-05	13,200	**1022,99**
5642 08 52	1 1/2"	GE-1	16,500	**1311,88**
5642 09 52	2"	GE-1	21,500	**1636,10**
5642 10 48	2 1/2"	GE-15	31,700	**2474,78**
5642 11 53	3"	GE-2	47,200	**3316,16**
5642 12 54	4"	GE-2+	65,500	**4939,81**
T				
5643 06 51	1"	GE-0	9,300	**775,07**
5643 07 47	1 1/4"	GE-05	13,200	**1022,99**
5643 08 52	1 1/2"	GE-1	16,500	**1311,88**
5643 09 52	2"	GE-1	21,500	**1636,10**
5643 10 48	2 1/2"	GE-15	31,700	**2474,78**
5643 11 53	3"	GE-2	47,200	**3316,16**
5643 12 54	4"	GE-2+	65,500	**4939,81**

REFERENCIA Y FIGURA *REFERENCE AND FIGURE*	DESCRIPCIÓN Y DIMENSIONES *DESCRIPTION AND DIMENSIONS*	CÓDIGO *CODE*	MEDIDA *SIZE*	TIPO ACT. *ACT. TYPE*	PESO *WEIGHT*	P.V.P. € *PRICE €*

5625

Válvula esfera 2 piezas bridada
Características de válvula ver art. 2525
Especificar tensión de alimentación necesaria.

2 pieces full bore ball valve - flanges ends
Valve characteristics see art. 2525
Required voltage must be specified.

MED.	A	E	L	D
1/2"	215	146	150	96
3/4"	225	146	150	96
1"	235	146	150	96
1 1/4"	265	164	155	99
1 1/2"	270	164	155	99
2"	300	164	155	99
2 1/2"	386	247	200	200
3"	394	247	200	200
4"	408	247	200	200

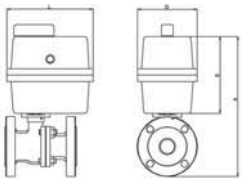

CÓDIGO *CODE*	MEDIDA *SIZE*	TIPO ACT. *ACT. TYPE*	PESO *WEIGHT*	P.V.P. € *PRICE €*
5625 04 51	1/2"	GE-0	4,150	**332,23**
5625 05 51	3/4"	GE-0	4,800	**336,14**
5625 06 51	1"	GE-0	5,500	**344,89**
5625 07 47	1 1/4"	GE-05	8,600	**458,03**
5625 08 52	1 1/2"	GE-1	10,650	**512,65**
5625 09 52	2"	GE-1	14,500	**548,10**
5625 10 48	2 1/2"	GE-15	18,300	**899,76**
5625 11 53	3"	GE-2	25,450	**1013,94**
5625 12 54	4"	GE-2+	29,000	**1287,34**

5625

Válvula esfera 2 piezas bridada
Características de válvula ver art. 2525
Servomotor trifásico (3-400V). Otro voltaje consultar.

2 pieces full bore ball valve - flanges ends
Valve characteristics see art. 2525
Triphasic servomotor (3-400V). Other voltage please consult us.

MED.	A	E	L	D
4"	505	259	229	338
5"	579	259	229	338
6"	648	288	244	357
8"	733	313	284	380

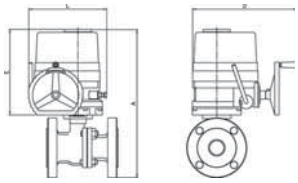

CÓDIGO *CODE*	MEDIDA *SIZE*	TIPO ACT. *ACT. TYPE*	PESO *WEIGHT*	P.V.P. € *PRICE €*
5625 12 55	4"	GE-025	37,600	**1994,07**
5625 13 55	5"	GE-025	59,800	**2418,94**
5625 14 56	6"	GE-035	82,450	**2916,25**
5625 16 57	8"	GE-080	111,600	**4313,65**

5626A

Válvula esfera 2 piezas bridada
Características de válvula ver art. 2526A
Especificar tensión de alimentación necesaria.

2 pieces full bore ball valve- flanges ends
Valve characteristics see art. 2526A
Required voltage must be specified.

MED.	A	E	L	D
1/2"	220	146	150	96
3/4"	230	146	150	96
1"	235	146	150	96
1 1/4"	247	146	150	96
1 1/2"	270	164	155	99
2"	300	164	155	99
2 1/2"	303	164	155	99
3"	394	247	200	200
4"	408	247	200	200

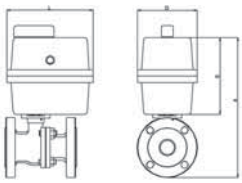

CÓDIGO *CODE*	MEDIDA *SIZE*	TIPO ACT. *ACT. TYPE*	PESO *WEIGHT*	P.V.P. € *PRICE €*
5626A 04 51	1/2"	GE-0	3,450	**346,03**
5626A 05 51	3/4"	GE-0	4,000	**358,76**
5626A 06 51	1"	GE-0	5,800	**378,57**
5626A 07 51	1 1/4"	GE-0	6,650	**414,80**
5626A 08 47	1 1/2"	GE-05	9,250	**522,55**
5626A 09 52	2"	GE-1	13,400	**653,64**
5626A 10 52	2 1/2"	GE-1	16,750	**812,80**
5626A 11 48	3"	GE-15	21,200	**1104,15**
5626A 12 53	4"	GE-2	33,250	**1596,25**

5628

Válvula esfera 2 piezas bridada
Características de válvula ver art. 2528
Especificar tensión de alimentación necesaria.

2 pieces full bore ball valve- flanges ends
Valve characteristics see art. 2528
Required voltage must be specified.

MED.	A	E	L	D
1/2"	215	146	150	96
3/4"	225	146	150	96
1"	235	146	150	96
1 1/4"	247	146	150	96
1 1/2"	270	164	155	99
2"	300	164	155	99
2 1/2"	303	164	155	99
3"	394	247	200	200
4"	408	247	200	200

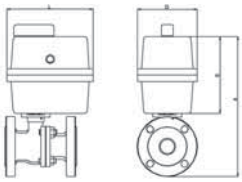

CÓDIGO *CODE*	MEDIDA *SIZE*	TIPO ACT. *ACT. TYPE*	PESO *WEIGHT*	P.V.P. € *PRICE €*
5628 04 51	1/2"	GE-0	4,200	**367,91**
5628 05 51	3/4"	GE-0	4,950	**383,89**
5628 06 51	1"	GE-0	6,700	**414,06**
5628 07 51	1 1/4"	GE-0	8,500	**499,08**
5628 08 47	1 1/2"	GE-05	10,450	**606,75**
5628 09 52	2"	GE-1	14,500	**728,93**
5628 10 52	2 1/2"	GE-1	18,400	**969,16**
5628 11 48	3"	GE-15	22,250	**1317,85**
5628 12 53	4"	GE-2	29,000	**1662,90**

REFERENCIA Y FIGURA *REFERENCE AND FIGURE*	DESCRIPCIÓN Y DIMENSIONES *DESCRIPTION AND DIMENSIONS*	CÓDIGO *CODE*	MEDIDA *SIZE*	TIPO ACT. *ACT. TYPE*	PESO *WEIGHT*	P.V.P. € *PRICE €*

5628

Válvula esfera 2 piezas bridada
Características de válvula ver art. 2528
Servomotor trifásico (3-400V). Otro voltaje consultar.

2 pieces full bore ball valve- flanges ends
Valve characteristics see art. 2528
Triphasic servomotor (3-400V). Other voltage please consult us.

MED.	A	E	L	D
4"	514	259	229	338
5"	579	259	229	338
6"	648	288	244	357
8"	733	313	284	380

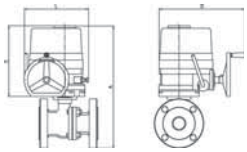

CÓDIGO *CODE*	MEDIDA *SIZE*	TIPO ACT. *ACT. TYPE*	PESO *WEIGHT*	P.V.P. € *PRICE €*
5628 12 55	4"	GE-025	41,250	**2572,72**
5628 13 55	5"	GE-025	58,650	**3651,53**
5628 14 56	6"	GE-035	80,850	**4574,37**
5628 16 57	8"	GE-080	131,700	**7831,15**

5628A

Válvula esfera 2 piezas bridada
Características de válvula ver art. 2528A
Especificar tensión de alimentación necesaria.

2 pieces full bore ball valve- flanges ends
Valve characteristics see art. 2528A
Required voltage must be specified.

MED.	A	E	L	D
1/2"	215	146	150	96
3/4"	225	146	150	96
1"	235	146	150	96
1 1/4"	247	146	150	96
1 1/2"	270	164	155	99
2"	300	164	155	99
2 1/2"	303	164	155	99
3"	394	247	200	200
4"	408	247	200	200

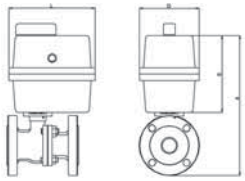

5628A 04 51	1/2"	GE-0	3,450	**358,68**
5628A 05 51	3/4"	GE-0	4,000	**378,27**
5628A 06 51	1"	GE-0	5,800	**415,21**
5628A 07 51	1 1/4"	GE-0	6,650	**520,31**
5628A 08 47	1 1/2"	GE-05	9,250	**610,44**
5628A 09 52	2"	GE-1	13,400	**737,03**
5628A 10 52	2 1/2"	GE-1	16,750	**1184,47**
5628A 11 48	3"	GE-15	21,200	**1356,12**
5628A 12 53	4"	GE-2	33,250	**1901,37**

5628A

Válvula esfera 2 piezas bridada
Características de válvula ver art. 2528A
Servomotor trifásico (3-400V). Otro voltaje consultar.

2 pieces ball valve with flanges
Valve characteristics see art. 2528A
Triphasic servomotor (3-400V). Other voltage please consult us.

MED.	A	E	L	D
4"	509	259	229	338
6"	595	288	244	357
8"	676	313	284	380

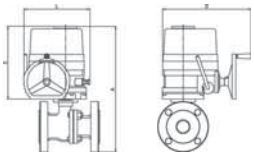

5628A 12 55	4"	GE-025	45,500	**2806,89**
5628A 14 56	6"	GE-035	88,000	**4704,11**
5628A 16 57	8"	GE-080	133,000	**7401,21**

5629

Válvula esfera 2 piezas bridada
Características de válvula ver art. 2528 hasta 2”
Ver art. 2529 de 2 1/2” a 6”
Especificar tensión de alimentación necesaria.

2 pieces full bore ball valve- flanges ends
Valve characteristics see art. 2528 until 2”
See art. 2529 from 2 1/2” to 6”
Required voltage must be specified.

MED.	A	E	L	D
1/2"	215	146	150	96
3/4"	225	146	150	96
1"	235	146	150	96
1 1/4"	247	146	150	96
1 1/2"	270	164	155	99
2"	300	164	155	99
2 1/2"	386	247	200	200
3"	394	247	200	200
4"	408	247	200	200
5"	420	247	200	200
6"	450	247	200	200

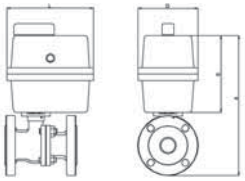

5629 04 51	1/2"	GE-0	4,200	**367,91**
5629 05 51	3/4"	GE-0	4,950	**383,89**
5629 06 51	1"	GE-0	6,700	**414,06**
5629 07 51	1 1/4"	GE-0	8,500	**499,08**
5629 08 47	1 1/2"	GE-05	10,450	**613,21**
5629 09 52	2"	GE-1	14,500	**728,93**
5629 10 52	2 1/2"	GE-1	20,000	**1170,25**
5629 11 48	3"	GE-15	25,860	**1492,40**
5629 12 53	4"	GE-2	36,450	**2132,40**

REFERENCIA Y FIGURA *REFERENCE AND FIGURE*	DESCRIPCIÓN Y DIMENSIONES *DESCRIPTION AND DIMENSIONS*	CÓDIGO *CODE*	MEDIDA *SIZE*	TIPO ACT. *ACT. TYPE*	PESO *WEIGHT*	P.V.P. € *PRICE €*

5629

Válvula esfera 2 piezas bridada
Características de válvula ver art. 2529
Servomotor trifásico (3-400V). Otro voltaje consultar.

2 pieces full bore ball valve- flanges ends
Valve characteristics see art. 2529
Triphasic servomotor (3-400V). Other voltage please consult us.

MED.	A	E	L	D
4"	534	259	229	338
5"	608	288	244	357
8"	663	313	284	380

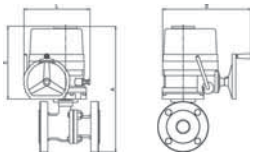

CÓDIGO *CODE*	MEDIDA *SIZE*	TIPO ACT. *ACT. TYPE*	PESO *WEIGHT*	P.V.P. € *PRICE €*
5629 12 55	4"	GE-025	44,900	**2654,56**
5629 13 56	5"	GE-035	72,900	**4199,15**
5629 14 57	6"	GE-080	100,450	**5347,28**

5605

Válvula esfera 1 pieza tipo wafer
Características de válvula ver art. 2105
Especificar tensión de alimentación necesaria.

1 piece wafer type ball valve - flanges ends
Valve characteristics see art. 2105
Required voltage must be specified.

MED.	A	E	L	D
1"	272	146	150	96
1 1/4"	307	164	164	99
1 1/2"	321	164	164	99
2"	336	164	164	99
2 1/2"	446	247	200	200
3"	473	247	200	200
4"	507	247	200	200

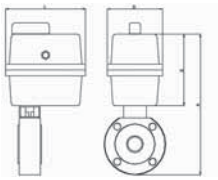

5605 06 51	1"	GE-0	4,200	**385,41**
5605 07 52	1 1/4"	GE-1	5,600	**531,58**
5605 08 52	1 1/2"	GE-1	8,300	**549,22**
5605 09 52	2"	GE-1	9,800	**572,75**
5605 10 53	2 1/2"	GE-2	20,200	**1008,40**
5605 11 53	3"	GE-2	25,100	**1117,22**
5605 12 54	4"	GE-2+	35,000	**1466,64**

5615

Válvula esfera 1 pieza tipo wafer con cámara de calefacción.
Características de válvula ver art. 2115
Especificar tensión de alimentación necesaria.

1 piece wafer type ball valve - flanges ends
Valve characteristics see art. 2115
Required voltage must be specified.

MED.	A	E	L	D
1"	272	146	150	96
1 1/4"	307	164	164	99
1 1/2"	321	164	164	99
2"	336	164	164	99
2 1/2"	446	247	200	200
3"	473	247	200	200
4"	507	247	200	200

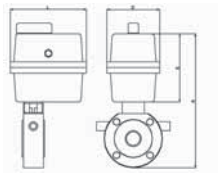

5615 06 51	1"	GE-0	4,650	**467,76**
5615 07 52	1 1/4"	GE-1	6,150	**620,81**
5615 08 52	1 1/2"	GE-1	8,900	**652,16**
5615 09 52	2"	GE-1	10,500	**693,34**
5615 10 53	2 1/2"	GE-2	21,150	**1161,34**
5615 11 53	3"	GE-2	26,500	**1284,87**
5615 12 54	4"	GE-2+	37,050	**1669,58**

5616

Válvula esfera 1 pieza tipo wafer con cámara de calefacción.
Características de válvula ver art. 2116
Especificar tensión de alimentación necesaria.

1 piece wafer type ball valve with heating chamber - flanges ends
Valve characteristics see art. 2116
Required voltage must be specified.

MED.	A	E	L	D
1/2"	252	146	150	96
3/4"	262	146	150	96
1"	272	146	150	96
1 1/4"	307	164	164	99
1 1/2"	321	164	164	99
2"	336	164	164	99
2 1/2"	446	247	200	200
3"	473	247	200	200
4"	507	247	200	200

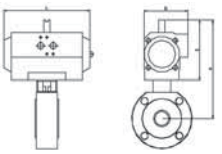

5616 04 51	1/2"	GE-0	3,200	**260,62**
5616 05 51	3/4"	GE-0	3,850	**272,39**
5616 06 51	1"	GE-0	4,650	**297,12**
5616 07 52	1 1/4"	GE-1	6,150	**393,73**
5616 08 52	1 1/2"	GE-1	8,900	**420,20**
5616 09 52	2"	GE-1	10,500	**456,96**
5616 10 53	2 1/2"	GE-2	21,150	**755,67**
5616 11 53	3"	GE-2	26,500	**893,91**
5616 12 54	4"	GE-2+	37,050	**1245,08**

REFERENCIA Y FIGURA *REFERENCE AND FIGURE*	DESCRIPCIÓN Y DIMENSIONES *DESCRIPTION AND DIMENSIONS*	CÓDIGO *CODE*	MEDIDA *SIZE*	TIPO ACT. *ACT. TYPE*	PESO *WEIGHT*	P.V.P. € *PRICE €*

5618

Válvula esfera 1 pieza tipo wafer
Características de válvula ver art. 2118
Especificar tensión de alimentación necesaria.

1 piece ball valve wafer type
Valve characteristics see art. 2118
Required voltage must be specified.

MED.	A	E	L	D
1/2"	252	146	150	96
3/4"	262	146	150	96
1"	204	146	150	96
1 1/4"	216	146	150	96
1 1/2"	248	171	150	96
2"	249	164	155	99
2 1/2"	259	164	155	99
3"	275	164	155	99
4"	370	247	200	200

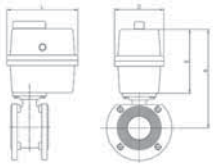

CÓDIGO *CODE*	MEDIDA *SIZE*	TIPO ACT. *ACT. TYPE*	PESO *WEIGHT*	P.V.P. € *PRICE €*
5618 04 51	1/2"	GE-0	3,000	**350,00**
5618 05 51	3/4"	GE-0	3,500	**371,18**
5618 06 51	1"	GE-0	4,000	**399,82**
5618 07 51	1 1/4"	GE-0	5,000	**568,42**
5618 08 47	1 1/2"	GE-05	6,150	**610,78**
5618 09 52	2"	GE-1	7,450	**653,12**
5618 10 52	2 1/2"	GE-1	9,800	**1185,50**
5618 11 48	3"	GE-15	12,300	**1384,03**
5618 12 53	4"	GE-2	23,200	**1997,62**

5633

Válvula mariposa tipo wafer
Características de válvula ver art. 2103
Servomotor trifásico (3-400V). Otro voltaje consultar.

Wafer type butterfly valve
Valve characteristics see art. 2103
Triphasic servomotor (3-400V). Other voltage please consult us.

MED.	A	E	L	D
2"	393	118	160	110
2 1/2"	403	118	160	110
3"	418	118	160	110
4"	458	118	160	110
5"	595	220	172	258
6"	659	259	229	338
8"	709	259	229	338
10"	818	288	244	357
12"	898	288	244	357
14"	963	313	284	380
16"	1033	313	284	380
18"	1075	300	740	578
20"	1150	300	740	578

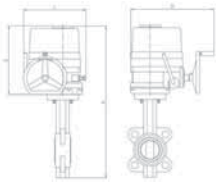

CÓDIGO *CODE*	MEDIDA *SIZE*	TIPO ACT. *ACT. TYPE*	PESO *WEIGHT*	P.V.P. € *PRICE €*
5633 09 63	2"	GE-007	7,700	**1215,27**
5633 10 63	2 1/2"	GE-007	8,300	**1221,74**
5633 11 63	3"	GE-007	9,050	**1225,69**
5633 12 63	4"	GE-007	10,300	**1228,25**
5633 13 58	5"	GE-010	15,750	**1336,81**
5633 14 59	6"	GE-015	26,150	**1623,14**
5633 16 55	8"	GE-025	31,600	**1739,35**
5633 18 56	10"	GE-035	43,450	**1929,33**
5633 20 62	12"	GE-050	64,500	**2306,95**
5633 22 57	14"	GE-080	86,000	**2683,23**
5633 24 60	16"	GE-110	107,000	**3421,77**
5633 26 61	18"	GE-210	217,200	**5256,50**
5633 28 61	20"	GE-210	244,200	**5948,61**

5633

Válvula mariposa tipo wafer
Características de válvula ver art. 2103
Especificar tensión de alimentación necesaria.

Wafer type butterfly valve
Valve characteristics see art. 2103
Required voltage must be specified.

DN	A	E	L	D
50	364	164	155	99
65	392	164	155	99
80	429	164	155	99
100	460	164	155	99
125	569	247	200	200
150	594	247	200	200
200	662	247	200	200

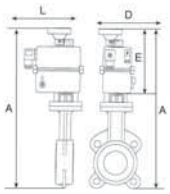

CÓDIGO *CODE*	MEDIDA *SIZE*	TIPO ACT. *ACT. TYPE*	PESO *WEIGHT*	P.V.P. € *PRICE €*
5633 09 52	2"	GE-1	6,300	**415,14**
5633 10 52	2 1/2"	GE-1	6,700	**421,95**
5633 11 52	3"	GE-1	7,200	**527,66**
5633 12 52	4"	GE-1	9,100	**531,66**
5633 13 48	5"	GE-15	11,200	**886,94**
5633 14 53	6"	GE-2	15,300	**933,35**
5633 16 54	8"	GE-2+	21,100	**1018,69**

5639

Válvula mariposa tipo wafer
Características de válvula ver art. 2109
Servomotor trifásico (3-400V). Otro voltaje consultar.

Wafer type butterfly valve
Valve characteristics see art. 2109
Triphasic servomotor (3-400V). Other voltage please consult us.

MED.	A	E	L	D
2"	393	118	160	110
2 1/2"	403	118	160	110
3"	418	118	160	110
4"	458	118	160	110
5"	595	220	172	258
6"	659	259	229	338
8"	709	259	229	338
10"	818	288	244	357
12"	898	288	244	357
14"	963	313	284	380
16"	1033	313	284	380
18"	1075	300	740	578
20"	1150	300	740	578

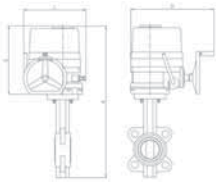

CÓDIGO *CODE*	MEDIDA *SIZE*	TIPO ACT. *ACT. TYPE*	PESO *WEIGHT*	P.V.P. € *PRICE €*
5639 09 63	2"	GE-007	7,700	**1221,23**
5639 10 63	2 1/2"	GE-007	8,300	**1229,15**
5639 11 63	3"	GE-007	9,050	**1305,30**
5639 12 63	4"	GE-007	10,300	**1248,10**
5639 13 58	5"	GE-010	15,750	**1362,13**
5639 14 59	6"	GE-015	26,150	**1658,84**
5639 16 55	8"	GE-025	31,600	**1814,60**
5639 18 56	10"	GE-035	43,450	**1966,84**
5639 20 62	12"	GE-050	64,500	**2373,65**
5639 22 57	14"	GE-080	86,000	**3108,54**
5639 24 60	16"	GE-110	107,000	**4001,81**
5639 26 61	18"	GE-210	217,200	**6346,21**
5939 28 61	20"	GE-210	244,200	**7338,97**

REFERENCIA Y FIGURA *REFERENCE AND FIGURE*	DESCRIPCIÓN Y DIMENSIONES *DESCRIPTION AND DIMENSIONS*	CÓDIGO *CODE*	MEDIDA *SIZE*	TIPO ACT. *ACT. TYPE*	PESO *WEIGHT*	P.V.P. € *PRICE €*

5639

Válvula mariposa tipo wafer
Características de válvula ver art. 2109
Especificar tensión de alimentación necesaria.

Wafer type butterfly valve
Valve characteristics see art. 2109
Required voltage must be specified.

DN	A	E	L	D
50	364	164	155	99
65	392	164	155	99
80	429	164	155	99
100	460	164	155	99
125	569	247	200	200
150	594	247	200	200
200	662	247	200	200

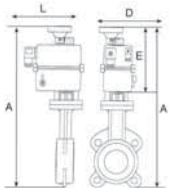

CÓDIGO *CODE*	MEDIDA *SIZE*	TIPO ACT. *ACT. TYPE*	PESO *WEIGHT*	P.V.P. € *PRICE €*
5639 09 52	2"	GE-1	6,300	**421,42**
5639 10 52	2 1/2"	GE-1	6,700	**429,75**
5639 11 52	3"	GE-1	7,200	**541,15**
5639 12 52	4"	GE-1	9,100	**558,46**
5639 13 48	5"	GE-15	11,200	**872,10**
5639 14 53	6"	GE-2	15,300	**980,25**
5639 16 54	8"	GE-2+	21,100	**1093,94**

5634

Válvula mariposa tipo wafer inoxidable
Características de válvula ver art. 2104
Especificar tensión de alimentación necesaria.

Stainless steel butterfly valve wafer type
Valve characteristics see art. 2104
Required voltage must be specified.

MED.	A	E	L	D
2"	374	164	155	99
2 1/2"	384	164	155	99
3"	392	164	155	99
4"	521	247	200	200
5"	553	247	200	200
6"	582	247	200	200

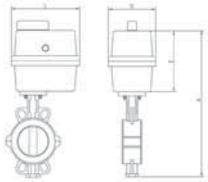

5634 09 47	2"	GE-05	5,400	**731,27**
5634 10 52	2 1/2"	GE-1	6,200	**869,45**
5634 11 52	3"	GE-1	6,700	**960,36**
5634 12 48	4"	GE-15	8,500	**1295,16**
5634 13 53	5"	GE-2	13,400	**1631,52**
5634 14 54	6"	GE-2+	14,800	**2038,79**

5634

Válvula mariposa tipo wafer inoxidable
Características de válvula ver art. 2104
Servomotor trifásico (3-400V). Otro voltaje consultar.

Stainless steel butterfly valve wafer type
Valve characteristics see art. 2104
Triphasic servomotor (3-400V). Other voltage please consult us.

MED.	A	E	L	D
2"	328	118	160	110
2 1/2"	338	118	160	110
3"	346	118	160	110
4"	494	220	172	258
5"	565	259	229	338
6"	594	259	229	338
8"	697	288	244	357

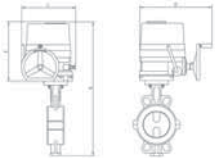

5634 09 63	2"	GE-007	7,300	**1417,09**
5634 10 63	2 1/2"	GE-007	7,900	**1489,82**
5634 11 63	3"	GE-007	8,400	**1580,73**
5634 12 58	4"	GE-010	13,500	**1916,97**
5634 13 59	5"	GE-015	23,200	**2220,36**
5634 14 55	6"	GE-025	24,600	**2730,76**
5634 16 62	8"	GE-050	34,700	**3672,60**

5608

NOVEDAD *NEW*

Valvula mariposa tipo LUG DIN
Características de válvula ver art. 2108
Especificar tensión de alimentación necesaria.

Butterfly valve DIN LUG type
Valve characteristics see art. 2108
Required voltage must be specified.

MED.	A	E	L	D
2"	364	164	155	99
2 1/2"	392	164	155	99
3"	429	164	155	99
4"	460	164	155	99
5"	569	247	200	200
6"	594	247	200	200
8"	662	247	200	200

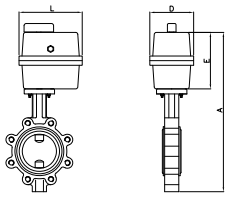

5608 09 52	2"	GE-1	6,700	**423,25**
5608 10 52	2 1/2"	GE-1	7,300	**431,85**
5608 11 52	3"	GE-1	7,600	**542,80**
5608 12 52	4"	GE-1	10,900	**567,50**
5608 13 48	5"	GE-15	13,300	**901,13**
5608 14 53	6"	GE-2	18,500	**1006,69**
5608 16 54	8"	GE-2+	23,400	**1116,63**

REFERENCIA Y FIGURA *REFERENCE AND FIGURE*	DESCRIPCIÓN Y DIMENSIONES *DESCRIPTION AND DIMENSIONS*	CÓDIGO *CODE*	MEDIDA *SIZE*	TIPO ACT. *ACT. TYPE*	PESO *WEIGHT*	P.V.P. € *PRICE €*

5608

Valvula mariposa tipo LUG DIN
Características de válvula ver art. 2108
Servomotor trifásico (3-400V). Otro voltaje consultar.

Butterfly valve DIN LUG type
Valve characteristics see art. 2108
Triphasic servomotor (3-400V). Other voltage please consult us.

MED.	A	E	L	D
2"	358	118	160	110
2 1/2"	371	118	160	110
3"	386	118	160	110
4"	423	118	160	110
5"	563	220	172	258
6"	627	259	229	338
8"	689	259	229	338
10"	799	288	244	357
12"	860	288	244	357

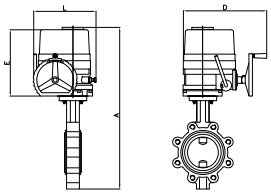

5608 09 63	2"	GE-007	8,100	**1223,48**
5608 10 63	2 1/2"	GE-007	8,900	**1231,73**
5608 11 63	3"	GE-007	9,450	**1307,12**
5608 12 63	4"	GE-007	12,100	**1257,51**
5608 13 58	5"	GE-010	17,850	**1387,16**
5608 14 59	6"	GE-015	29,350	**1685,83**
5608 16 55	8"	GE-025	33,900	**1838,61**
5608 18 56	10"	GE-035	49,550	**2060,80**
5608 20 62	12"	GE-050	76,000	**2427,06**

5608A

Valvula mariposa tipo LUG ANSI
Características de válvula ver art. 2108A
Especificar tensión de alimentación necesaria.

Butterfly valve ANSI LUG type
Valve characteristics see art. 2108A
Required voltage must be specified.

MED.	A	E	L	D
2"	364	164	155	99
2 1/2"	392	164	155	99
3"	429	164	155	99
4"	460	164	155	99
5"	569	247	200	200
6"	594	247	200	200
8"	662	247	200	200

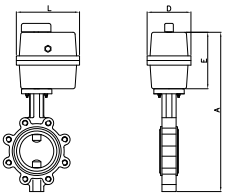

5608A 09 52	2"	GE-1	6,700	**423,25**
5608A 10 52	2 1/2"	GE-1	7,300	**431,85**
5608A 11 52	3"	GE-1	7,600	**542,80**
5608A 12 52	4"	GE-1	10,900	**567,50**
5608A 13 48	5"	GE-15	13,300	**901,13**
5608A 14 53	6"	GE-2	18,500	**1006,69**
5608A 16 54	8"	GE-2+	23,400	**1116,63**

5608A

Valvula mariposa tipo LUG ANSI
Características de válvula ver art. 2108A
Servomotor trifásico (3-400V). Otro voltaje consultar.

Butterfly valve ANSI LUG type
Valve characteristics see art. 2108A
Triphasic servomotor (3-400V). Other voltage please consult us.

MED.	A	E	L	D
2"	358	118	160	110
2 1/2"	371	118	160	110
3"	386	118	160	110
4"	423	118	160	110
5"	563	220	172	258
6"	627	259	229	338
8"	689	259	229	338
10"	799	288	244	357
12"	860	288	244	357
14"	891	313	284	380
16"	959	313	284	380
18"	1003	300	740	578
20"	1068	300	740	578

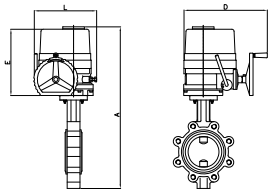

5608A 09 63	2"	GE-007	8,100	**1223,48**
5608A 10 63	2 1/2"	GE-007	8,900	**1231,73**
5608A 11 63	3"	GE-007	9,450	**1307,12**
5608A 12 63	4"	GE-007	12,100	**1257,51**
5608A 13 58	5"	GE-010	17,850	**1387,16**
5608A 14 59	6"	GE-015	29,350	**1685,83**
5608A 16 55	8"	GE-025	33,900	**1838,61**
5608A 18 56	10"	GE-035	49,550	**2060,79**
5608A 20 62	12"	GE-050	76,000	**2427,69**
5608A 22 57	14"	GE-080	97,500	**3538,44**
5608A 24 60	16"	GE-110	126,400	**4370,22**
5608A 26 61	18"	GE-210	241,700	**6447,02**
5608A 28 61	20"	GE-210	272,700	**7407,31**

OPCIONALES PARA ACTUADORES ELÉCTRICOS / *OPTIONAL FOR ELECTRIC ACTUATOR*

Bloque de seguridad para actuadores eléctricos monofásicos

Safety block system for electric single-phase actuators

Posicionador digital para actuadores eléctricos monofásicos y trifásicos

Digital positioner for electric single-phase and three-phase actuators

FITTINGS INOXIDABLES CLASE 150 / *STAINLESS STEEL FITTINGS 150 CLASS*

MATERIAL / *MATERIAL AISI 316*
ROSCA / *THREAD DIN 2999*
DIMENSIONES / *DIMENSIONS ISO 4144*

GENEBRE

REFERENCIA Y FIGURA *REFERENCE AND FIGURE*	DESCRIPCIÓN Y DIMENSIONES *DESCRIPTION AND DIMENSIONS*	CÓDIGO *CODE*	MEDIDA *SIZE*	UNID. BOLSA *UNIT BAG*	P.V.P. € *PRICE €*

0090
0090N

Codo 90º H-H
También disponible con rosca NPT (Ref. 0090N)

90º elbow F-F
Also available with NPT thread (Ref. 0090N)

Med (R)	A
1/4"	19
3/8"	23
1/2"	27
3/4"	32
1"	38
1 1/4"	45
1 1/2"	48
2"	57
2 1/2"	69
3"	78
4"	96

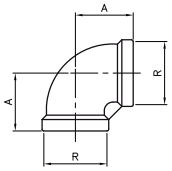

0090 02	1/4"	15	**2,32**
0090 03	3/8"	15	**2,51**
0090 04	1/2"	25	**2,69**
0090 05	3/4"	20	**4,16**
0090 06	1"	15	**5,34**
0090 07	1 1/4"	5	**8,96**
0090 08	1 1/2"	5	**11,08**
0090 09	2"	4	**16,36**
0090 10	2 1/2"	1	**32,08**
0090 11	3"	1	**42,70**
0090 12	4"	1	**85,04**

Precios rosca NPT a consultar / *NPT thread prices on request*

0092
0092N

Codo 90º M-H
También disponible con rosca NPT (Ref. 0092N)

90º elbow M-F
Also available with NPT thread (Ref. 0092N)

Med (R)	A	B
1/4"	19	27
3/8"	23	29
1/2"	27	35
3/4"	32	40
1"	38	46
1 1/4"	45	54
1 1/2"	48	57
2"	57	70
2 1/2"	69	83
3"	78	94
4"	96	115

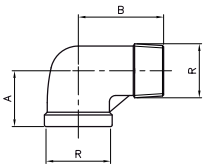

0092 02	1/4"	10	**2,91**
0092 03	3/8"	10	**3,03**
0092 04	1/2"	15	**3,60**
0092 05	3/4"	10	**4,89**
0092 06	1"	10	**7,25**
0092 07	1 1/4"	5	**12,69**
0092 08	1 1/2"	5	**16,04**
0092 09	2"	2	**23,64**
0092 10	2 1/2"	1	**43,44**
0092 11	3"	1	**57,23**
0092 12	4"	1	**102,20**

Precios rosca NPT a consultar / *NPT thread prices on request*

0120
0120N

Codo 45º H-H
También disponible con rosca NPT (Ref. 0120N)

45º elbow F-F
Also available with NPT thread (Ref. 0120N)

Med (R)	A
1/4"	17
3/8"	19
1/2"	21
3/4"	25
1"	29
1 1/4"	33
1 1/2"	37
2"	42
2 1/2"	49

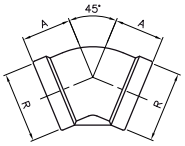

0120 02	1/4"	5	**2,72**
0120 03	3/8"	5	**2,97**
0120 04	1/2"	15	**3,35**
0120 05	3/4"	10	**4,60**
0120 06	1"	10	**5,75**
0120 07	1 1/4"	5	**9,21**
0120 08	1 1/2"	5	**12,11**
0120 09	2"	2	**16,67**
0120 10	2 1/2"	1	**32,26**

Precios rosca NPT a consultar / *NPT thread prices on request*

0130
0130N

Te igual H
También disponible con rosca NPT (Ref. 0130N)

Equal tee F
Also available with NPT thread (Ref. 0130N)

Med (R)	A
1/4"	19
3/8"	23
1/2"	27
3/4"	32
1"	38
1 1/4"	45
1 1/2"	48
2"	57
2 1/2"	69
3"	78
4"	96

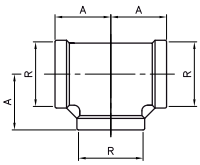

0130 02	1/4"	10	**3,04**
0130 03	3/8"	10	**3,10**
0130 04	1/2"	25	**3,86**
0130 05	3/4"	20	**5,34**
0130 06	1"	15	**7,08**
0130 07	1 1/4"	5	**11,98**
0130 08	1 1/2"	5	**14,15**
0130 09	2"	4	**20,67**
0130 10	2 1/2"	1	**46,42**
0130 11	3"	1	**66,45**
0130 12	4"	1	**118,29**

Precios rosca NPT a consultar / *NPT thread prices on request*

REFERENCIA Y FIGURA *REFERENCE AND FIGURE*	DESCRIPCIÓN Y DIMENSIONES *DESCRIPTION AND DIMENSIONES*	CÓDIGO *CODE*	MEDIDA *SIZE*	UNID. BOLSA *UNIT BAG*	P.V.P. € *PRICE €*

0149

Entronque soldar-M

Welding-M nipple

Med (R)	B	E	L
1/4"	13,7	2,24	30
3/8"	17,1	2,31	30
1/2"	21,3	2,77	35
3/4"	26,7	2,87	40
1"	33,4	3,38	40
1 1/4"	42,2	3,56	50
1 1/2"	48,3	3,68	50
2"	60,3	3,91	50
2 1/2"	76,1	5,16	60
3"	88,9	5,49	70
4"	114,3	6,02	80

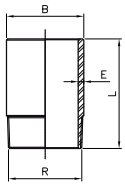

CÓDIGO	MEDIDA	UNID. BOLSA	P.V.P. €
0149 02	1/4"	10	**1,43**
0149 03	3/8"	10	**1,54**
0149 04	1/2"	25	**2,67**
0149 05	3/4"	20	**3,31**
0149 06	1"	10	**4,37**
0149 07	1 1/4"	5	**6,26**
0149 08	1 1/2"	5	**7,46**
0149 09	2"	2	**9,59**
0149 10	2 1/2"	1	**17,59**
0149 11	3"	1	**26,54**
0149 12	4"	1	**40,57**

0150

Entronque macho-macho

Longipple male-male

Med (R)	B	E	L
1/4"	13,7	2,24	40
3/8"	17,1	2,31	40
1/2"	21,3	2,77	60
3/4"	26,7	2,87	60
1"	33,4	3,38	60
1 1/4"	42,2	3,56	80
1 1/2"	48,3	3,68	80
2"	60,3	3,91	100
2 1/2"	76,1	5,16	100
3"	88,9	5,49	120
4"	114,3	6,02	150

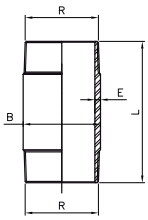

0150 02 040	1/4"	5	**2,17**
0150 03 040	3/8"	5	**2,42**
0150 04 060	1/2"	10	**4,08**
0150 05 060	3/4"	10	**4,86**
0150 06 060	1"	10	**6,71**
0150 07 080	1 1/4"	5	**9,83**
0150 08 080	1 1/2"	5	**13,08**
0150 09 100	2"	2	**18,08**
0150 10 100	2 1/2"	1	**30,18**
0150 11 120	3"	1	**47,58**
0150 12 150	4"	1	**73,56**

0180
0180N

Cruz
También disponible con rosca NPT (Ref. 0180N)

Cross
Also available with NPT thread (Ref. 0180N)

Med (R)	A
1/4"	19
3/8"	23
1/2"	27
3/4"	32
1"	38
1 1/4"	45
1 1/2"	48
2"	57

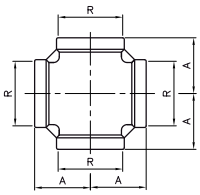

0180 02	1/4"	5	**4,94**
0180 03	3/8"	5	**5,53**
0180 04	1/2"	10	**6,07**
0180 05	3/4"	10	**8,66**
0180 06	1"	5	**11,21**
0180 07	1 1/4"	5	**18,02**
0180 08	1 1/2"	5	**21,06**
0180 09	2"	2	**31,82**

Precios rosca NPT a consultar / *NPT thread prices on request*

0240
0240N

Manguito reducción
También disponible con rosca NPT (Ref. 0240N)

Reducing socket
Also available with NPT thread (Ref. 0240N)

Med (R1xR2)	A
1/4"X1/8"	10
3/8"X1/4"	10
1/2"X1/4"	15
1/2"X3/8"	15
3/4"X1/2"	10
1"X3/4"	5
1 1/4"X1"	5
1 1/2"X1"	5
1 1/2"X1 1/4"	5
2"X1 1/2"	2
2 1/2"X2"	1

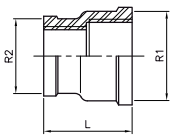

0240 02 01	1/4"X1/8"	10	**2,08**
0240 03 02	3/8"X1/4"	10	**3,02**
0240 04 02	1/2"X1/4"	15	**3,32**
0240 04 03	1/2"X3/8"	15	**3,32**
0240 05 04	3/4"X1/2"	10	**4,39**
0240 06 05	1"X3/4"	5	**6,73**
0240 07 06	1 1/4"X1"	5	**10,24**
0240 08 06	1 1/2"X1"	5	**13,07**
0240 08 07	1 1/2"X1 1/4"	5	**13,07**
0240 09 08	2"X1 1/2"	2	**18,09**
0240 10 09	2 1/2"X2"	1	**30,40**

Precios rosca NPT a consultar / *NPT thread prices on request*

REFERENCIA Y FIGURA *REFERENCE AND FIGURE*	DESCRIPCIÓN Y DIMENSIONES *DESCRIPTION AND DIMENSIONS*	CÓDIGO *CODE*	MEDIDA *SIZE*	UNID. BOLSA *UNIT BAG*	P.V.P. € *PRICE €*

0241
0241N

Reducción
También disponible con rosca NPT (Ref. 0241N)

Reducing socket
Also available with NPT thread (Ref. 0241N)

Med (R1xR2)	L	S
1/4"x1/8"	14,5	15
3/8"x1/4"	16	18
1/2"x1/4"	19,5	23
1/2"x3/8"	19,5	23
3/4"x3/8"	21	28
3/4"x1/2"	21	28
1"x1/2"	24	35
1"x3/4"	24	35
1 1/4"x3/4"	27	44
1 1/4"x1"	27	44
1 1/2"x1"	27	50
1 1/2"x 1 1/4"	27	50
2"x1"	32	62
2"x 1 1/4"	32	62
2"x 2 1/2"	32	62
2 1/2"x2"	34	77
3"x 2 1/2"	37,5	90

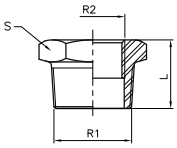

0241 02 01	1/4"x1/8"	10	**1,57**
0241 03 02	3/8"x1/4"	10	**1,81**
0241 04 02	1/2"x1/4"	15	**2,03**
0241 04 03	1/2"x3/8"	15	**2,03**
0241 05 03	3/4"x3/8"	15	**2,76**
0241 05 04	3/4"x1/2"	15	**2,76**
0241 06 04	1"x1/2"	10	**3,98**
0241 06 05	1"x3/4"	10	**3,98**
0241 07 05	1 1/4"x3/4"	5	**6,61**
0241 07 06	1 1/4"x1"	5	**6,61**
0241 08 06	1 1/2"x1"	5	**8,07**
0241 08 07	1 1/2"x 1 1/4"	5	**8,07**
0241 09 06	2"x1"	2	**12,29**
0241 09 07	2"x 1 1/4"	2	**12,30**
0241 09 08	2"x 2 1/2"	2	**12,30**
0241 10 09	2 1/2"x2"	1	**20,80**
0241 11 10	3"x 2 1/2"	1	**27,75**

Precios rosca NPT a consultar / *NPT thread prices on request*

0245

Machón reducido

Reducing nipple

Med (R1xR2)	L	S
1/4"x1/8"	22,5	15
3/8"x1/4"	26,5	18
1/2"x1/4"	30	23
1/2"x3/8"	30,5	23
3/4"x1/2"	35,5	28
1" X 1/2"	38,5	35
1"x3/4"	39,5	35
1 1/4"x3/4"	42,5	44
1 1/4"X 1"	45	44
1 1/2"X1"	45	50
1 1/2"X 1 1/4"	47,5	50
2"x 1 1/4"	52,5	62
2" x 1 1/2"	52,5	62

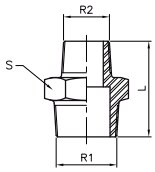

0245 02 01	1/4"x1/8"	10	**2,31**
0245 03 02	3/8"x1/4"	10	**2,72**
0245 04 02	1/2"x1/4"	15	**3,60**
0245 04 03	1/2"x3/8"	15	**3,60**
0245 05 04	3/4"x1/2"	10	**4,53**
0245 06 04	1" X 1/2"	10	**6,69**
0245 06 05	1"x3/4"	10	**6,69**
0245 07 05	1 1/4"x3/4"	5	**8,82**
0245 07 06	1 1/4"X 1"	5	**8,82**
0245 08 06	1 1/2"X1"	5	**11,39**
0245 08 07	1 1/2"X 1 1/4"	5	**11,39**
0245 09 07	2"x 1 1/4"	2	**15,73**
0245 09 08	2" x 1 1/2"	2	**15,73**

0270
0270N

Manguito liso H-H
También disponible con rosca NPT (Ref. 0270N)

Socket F-F
Also available with NPT thread (Ref. 0270N)

Med (R)	E	L
1/4"	16,5	24
3/8"	20	25
1/2"	24,5	32
3/4"	30	35
1"	37,5	41
1 1/4"	46,5	45
1 1/2"	53	45
2"	65,5	54
2 1/2"	82	63
3"	95,5	69

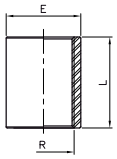

0270 02	1/4"	15	**1,67**
0270 03	3/8"	15	**1,99**
0270 04	1/2"	25	**2,51**
0270 05	3/4"	20	**3,43**
0270 06	1"	15	**5,09**
0270 07	1 1/4"	5	**7,65**
0270 08	1 1/2"	5	**9,31**
0270 09	2"	4	**13,97**
0270 10	2 1/2"	1	**21,25**
0270 11	3"	1	**28,34**

Precios rosca NPT a consultar / *NPT thread prices on request*

REFERENCIA Y FIGURA *REFERENCE AND FIGURE*	DESCRIPCIÓN Y DIMENSIONES *DESCRIPTION AND DIMENSIONS*	CÓDIGO *CODE*	MEDIDA *SIZE*	UNID. BOLSA *UNIT BAG*	P.V.P. € *PRICE €*

0280
0280N

Machón
También disponible con rosca NPT (Ref. 0280N)

Nipple
Also available with NPT thread (Ref. 0280N)

Med (R)	L	S
1/4"	25	15
3/8"	27	18
1/2"	34	23
3/4"	36,5	28
1"	42	35
1 1/4"	47,5	44
1 1/2"	47,5	50
2"	57	62
2 1/2"	61	77
3"	67,5	90

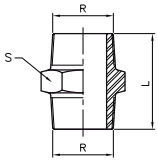

0280 02	1/4"	25	**2,20**
0280 03	3/8"	25	**2,46**
0280 04	1/2"	25	**2,65**
0280 05	3/4"	20	**3,73**
0280 06	1"	15	**4,35**
0280 07	1 1/4"	5	**8,50**
0280 08	1 1/2"	5	**9,67**
0280 09	2"	4	**13,66**
0280 10	2 1/2"	1	**21,78**
0280 11	3"	1	**32,40**

0285

Racor pasamuros

Wall connector

Med (R)	L	S
3/8"	46	27
1/2"	57	32
3/4"	57	36
1"	69	46
1 1/4"	69	55
1 1/2"	70	60
2"	82	75

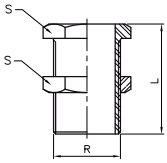

0285 03	3/8"	10	**15,41**
0285 04	1/2"	10	**16,42**
0285 05	3/4"	10	**19,01**
0285 06	1"	10	**21,46**
0285 07	1 1/4"	5	**25,31**
0285 08	1 1/2"	5	**29,92**
0285 09	2"	2	**39,92**

0290
0290N

Tapón
También disponible con rosca NPT (Ref. 0290N)

Plug
Also available with NPT thread (Ref. 0290N)

Med (R)	L	S
1/4"	14,5	15
3/8"	16	18
1/2"	19,5	23
3/4"	21	28
1"	24	35
1 1/4"	27	44
1 1/2"	27	50
2"	32	62
2 1/2"	34	77
3"	37,5	90

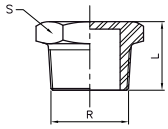

0290 02	1/4"	10	**1,44**
0290 03	3/8"	10	**1,57**
0290 04	1/2"	15	**1,68**
0290 05	3/4"	10	**2,71**
0290 06	1"	10	**4,15**
0290 07	1 1/4"	5	**6,37**
0290 08	1 1/2"	5	**6,96**
0290 09	2"	2	**11,46**
0290 10	2 1/2"	1	**22,00**
0290 11	3"	1	**26,98**

Precios rosca NPT a consultar / *NPT thread prices on request*

0300

Tapón
También disponible con rosca NPT (Ref. 0300N)

Plug
Also available with NPT thread (Ref. 0300N)

Med (R)	L	S
1/4"	16	18
3/8"	16,5	20
1/2"	21	25
3/4"	22,5	30
1"	26	38
1 1/4"	29	47
1 1/2"	29	53
2"	33,5	66
2 1/2"	38,5	82
3"	42	96
4"	48,5	122

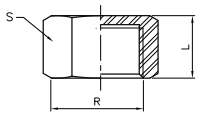

0300 02	1/4"	10	**1,57**
0300 03	3/8"	10	**1,71**
0300 04	1/2"	15	**2,04**
0300 05	3/4"	10	**2,69**
0300 06	1"	5	**3,74**
0300 07	1 1/4"	5	**7,02**
0300 08	1 1/2"	5	**8,66**
0300 09	2"	2	**13,25**
0300 10	2 1/2"	1	**24,53**
0300 11	3"	1	**32,19**
0300 12	4"	1	**49,72**

REFERENCIA Y FIGURA *REFERENCE AND FIGURE*	DESCRIPCIÓN Y DIMENSIONES *DESCRIPTION AND DIMENSIONS*	CÓDIGO *CODE*	MEDIDA *SIZE*	UNID. BOLSA *UNIT BAG*	P.V.P. € *PRICE €*

0312

Tuerca

Nut

Med (R)	L	S
1/4"	7	18
3/8"	7	24
1/2"	8	30
3/4"	9	34
1"	9	43
1 1/4"	11	52
1 1/2"	12	58
2"	13	72

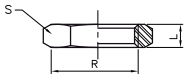

CÓDIGO *CODE*	MEDIDA *SIZE*	UNID. BOLSA *UNIT BAG*	P.V.P. € *PRICE €*
0312 02	1/4"	5	**1,45**
0312 03	3/8"	5	**1,88**
0312 04	1/2"	15	**1,97**
0312 05	3/4"	10	**2,45**
0312 06	1"	10	**3,10**
0312 07	1 1/4"	5	**3,99**
0312 08	1 1/2"	5	**4,68**
0312 09	2"	2	**6,94**

0340
0340N

Enlace 3 piezas H-H
También disponible con rosca NPT (Ref. 0340N)

Union 3 pieces F-F
Also available with NPT thread (Ref. 0340N)

Med (R)	L	S1	S2
1/4"	33,5	17	29
3/8"	36,5	20	34
1/2"	39,5	25	39
3/4"	42,5	30	47
1"	50	38	58
1 1/4"	54	47	67
1 1/2"	58	53	76
2"	65	66	90
2 1/2"	75	82	109
3"	83	96	123

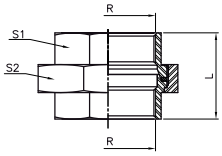

CÓDIGO *CODE*	MEDIDA *SIZE*	UNID. BOLSA *UNIT BAG*	P.V.P. € *PRICE €*
0340 02	1/4"	5	**2,47**
0340 03	3/8"	5	**2,87**
0340 04	1/2"	15	**2,95**
0340 05	3/4"	10	**3,54**
0340 06	1"	10	**5,39**
0340 07	1 1/4"	5	**8,29**
0340 08	1 1/2"	5	**10,62**
0340 09	2"	2	**13,97**
0340 10	2 1/2"	1	**23,28**
0340 11	3"	1	**29,29**

Precios rosca NPT a consultar / *NPT thread prices on request*

0341
0341N

Enlace 3 piezas M-H
También disponible con rosca NPT (Ref. 0341N)

Union 3 pieces M-F
Also available with NPT thread (Ref. 0341N)

Med (R)	L	S1	S2
1/4"	44	17	29
3/8"	47,5	20	34
1/2"	54	25	39
3/4"	58	30	47
1"	68	38	58
1 1/4"	74,5	47	67
1 1/2"	78,5	53	76
2"	90	66	90
2 1/2"	102	82	109
3"	113	96	123

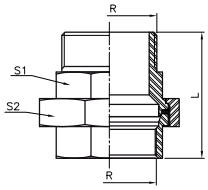

CÓDIGO *CODE*	MEDIDA *SIZE*	UNID. BOLSA *UNIT BAG*	P.V.P. € *PRICE €*
0341 02	1/4"	5	**9,41**
0341 03	3/8"	5	**10,22**
0341 04	1/2"	10	**10,97**
0341 05	3/4"	10	**13,00**
0341 06	1"	10	**19,50**
0341 07	1 1/4"	5	**29,87**
0341 08	1 1/2"	5	**39,72**
0341 09	2"	2	**50,28**
0341 10	2 1/2"	1	**84,36**
0341 11	3"	1	**105,03**

Precios rosca NPT a consultar / *NPT thread prices on request*

0399
0399N

Entronque manguera
También disponible con rosca NPT (Ref. 0399N)

Hexagon hose nipple
Also available with NPT thread (Ref. 0399N)

Med (R)	L	D	S
1/4"	42,5	9	15
3/8"	49	11,5	18
1/2"	57,5	15	22
3/4"	66	20	28
1"	76	27	35
1 1/4"	79	33	44
1 1/2"	83	39,5	50
2"	92	52	62
2 1/2"	99	67	78
3"	107,5	80	91

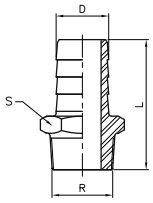

CÓDIGO *CODE*	MEDIDA *SIZE*	UNID. BOLSA *UNIT BAG*	P.V.P. € *PRICE €*
0399 02	1/4"	10	**2,59**
0399 03	3/8"	10	**3,35**
0399 04	1/2"	15	**3,98**
0399 05	3/4"	10	**6,19**
0399 06	1"	10	**8,34**
0399 07	1 1/4"	5	**11,49**
0399 08	1 1/2"	5	**14,57**
0399 09	2"	2	**22,19**
0399 10	2 1/2"	2	**36,10**
0399 11	3"	1	**46,61**

Precios rosca NPT a consultar / *NPT thread prices on request*

INSTRUMENTACIÓN INDUSTRIAL / *INDUSTRIAL INSTRUMENTATION*



REFERENCIA Y FIGURA *REFERENCE AND FIGURE*	DESCRIPCIÓN *DESCRIPTION*	CÓDIGO *CODE*	ESCALA *SCALE*	CAJA CARTÓN-*BOX*	P.V.P. € *PRICE €*

8010

Manómetro
Baja presión (ventómetro)
D=100 acero inoxidable 304, aro: bayoneta
Aguja: micrometrica
Doble escala: inH2O/ mbar
Entrada inferior 1/2”
Clase: 1,0
Visor cristal laminado

Pressure Gauge
Low Pressure (airmeter)
D= 100 stainless steel 304, ring: bayonet
Needle: micrometer
Double scale: inH2O/ mbar
Bottom entry 1/2”
Class: 1,0
Glass laminate sight

8010 025	0-25 mbar	1	**301,96**
8010 040	0-40 mbar	1	**301,96**
8010 060	0-60 mbar	1	**301,96**
8010 100	0-100 mbar	1	**301,96**
8010 250	0-250 mbar	1	**301,96**
8010 600	0-600 mbar	1	**203,26**

8011

Manómetro (vacuometro)
D=100 acero inoxidable 304, aro: bayoneta
Aguja: micrometrica
Doble escala: psi/bar
Entrada inferior 1/2”
Clase: 1,0
Visor cristal laminado

Pressure Gauge (vacuometer)
D=100 Stainless Steel 304, ring: bayonet
Needle: micrometer
Double scale: psi/ bar
Bottom entry 1/2”
Class: 1,0
Glass laminate sight

8011 101	-1+0bar	1	**63,09**
8011 103	-1+3bar	1	**63,09**

8012

Manómetro
D=100 acero inoxidable 304, aro bayoneta
Aguja: micrometrica
Doble escala: psi/bar
Entrada inferior 1/2”
Clase: 1,0
Visor cristal laminado

Pressure Gauge
D= 100 stainless steel 304, ring: bayonet
Needle: micrometer
Double scale: psi/ bar
Bottom entry 1/2”
Class: 1,0
Glass laminate sight

8012 001	0+1 bar	1	**58,24**
8012 002	0+2,5 bar	1	**58,24**
8012 006	0+6 bar	1	**58,24**
8012 010	0+10 bar	1	**58,24**
8012 016	0+16 bar	1	**58,24**
8012 025	0+25 bar	1	**58,24**
8012 060	0+60 bar	1	**58,24**
8012 100	0+100 bar	1	**58,24**
8012 250	0+250 bar	1	**58,24**
8012 600	0+600 bar	1	**58,24**

8029

Separador térmico tipo lira
Material acero inoxidable
Empalme macho-hembra. 1/2”G

Thermal divider lyre type
Material: stainless steel
Connection male- female 1/2”G

8029 04		1	**44,54**

REFERENCIA Y FIGURA *REFERENCE AND FIGURE*	DESCRIPCIÓN *DESCRIPTION*	CÓDIGO *CODE*	ESCALA *SCALE*	CAJA CARTÓN-*BOX*	P.V.P. € *PRICE €*

8030

Separador térmico tipo aletas hasta 200ºC
Material acero inox 316
Empalme macho-hembra 1/2"G

Thermal divider fin type since 200ºC
Material: stainless steel 316
Connection male- female 1/2"G

8030 04		1	**125,82**

8032
8033

Termómetros bimetálicos 63mm.
8032 (posterior)/ 8033 (inferior)
Material de la vaina: Latón. Dimensiones de la caja: 63 mm.
Material: acero cincado y plateado. Visor: Acrílico
Diámetro de la vaina: 8mm. Longitud bulbo (L): 50 mm.
Escala: Doble escala ºC & ºF. Precisión: ±2.5%. Rosca 1/2"G

Bimetalic thermometer 63 mm.
8032 (back entry) / 8033 (bottom entry)
Sheath material: brass. Box dimensions: 63 mm.
Material. Zinc iron plated. Acrylic sight. Sheath diameter: 8 mm.
Sheath length (L): 50 mm. Double escale ºC&ºF .Precision : ±2.5%
Thread 1/2"G

8032 206	-20+60ºC	1	**8,25**
8032 060	0+60ºC	1	**8,25**
8032 120	0+120ºC	1	**8,25**

8033 206	-20+60ºC	1	**13,59**
8033 060	0+60ºC	1	**13,59**
8033 120	0+120ºC	1	**13,59**

8034
8035

Termómetros bimetálicos 63mm.
8034 (posterior)/ 8035 (inferior)
Material de la vaina: Latón. Dimensiones caja: 63 mm.
Material: acero cincado y plateado. Visor: Acrílico
Diámetro de la vaina: 8mm. Longitud bulbo (L): 100 mm.
Doble escala ºC & ºF. Precisión: ±2.5%. Rosca 1/2"G

Bimetalic thermometer 63 mm.
8034 (back entry) / 8035 (bottom entry)
Sheath material: brass. Box dimensions: 63 mm.
Material. Zinc iron plated. Acrylic sight. Sheath diameter: 8 mm.
Sheath length (L): 100 mm. Double escale ºC&ºF
Precision : ±2.5%. Thread 1/2"G

8034 206	-20+60ºC	1	**10,19**
8034 060	0+60ºC	1	**10,19**
8034 120	0+120ºC	1	**10,19**

8035 206	-20+60ºC	1	**15,53**
8035 060	0+60ºC	1	**15,53**
8035 120	0+120ºC	1	**15,53**

8036

Termómetros bimetálicos inoxidable. Conexión posterior.
100 mm. posterior. Dimensiones caja: 100 mm. Material:AISI 304
Aro: AISI 304, bayoneta. Visor: Cristal. Material bulbo: AISI 316
Diámetro bulbo 8 mm. Longitud bulbo (L):100 mm.
Precisión ±1,6%. Doble escala ºC & ºF. Rosca 1/2"G. Sin vaina

Stainless steel bimetalic thermometer. Back connection.
Box dimensions: 100 mm. Material: AISI 304.
Ring: AISI 304, bayonet. Sight: Glass. Sheath material: AISI 316
Sheath diameter: 8 mm. Sheath length (L):100 mm.
Precision ±1,6% . Double escale ºC & ºF. Thread 1/2"G

8036 206	-20+60	1	**35,77**
8036 305	-30+50	1	**35,77**
8036 404	-40+40	1	**35,77**
8036 060	0+60	1	**35,77**
8036 100	0+100	1	**35,77**
8036 120	0+120	1	**35,77**
8036 160	0+160	1	**35,77**
8036 200	0+200	1	**35,77**
8036 300	0+300	1	**35,77**

REFERENCIA Y FIGURA *REFERENCE AND FIGURE*	DESCRIPCIÓN *DESCRIPTION*	CÓDIGO *CODE*	ESCALA *SCALE*	CAJA CARTÓN-*BOX*	P.V.P. € *PRICE €*

8037

Termómetros bimetálicos inoxidable. Conexión inferior.
Dimensiones caja: 100 mm. Material: AISI 304
Aro: AISI 304, bayoneta. Visor: Cristal. Material bulbo AISI 316
Diámetro bulbo 8 mm. Longitud bulbo (L):100 mm.
Precisión ±1,6%. Doble escala ºC & ºF
Rosca 1/2"G. Sin vaina.

Stainless steel bimetalic thermometers. Bottom connection.
Box dimensions: 100 mm. Material: AISI 304
Ring: AISI 304, bayonet. Sight: Glass . Sheath material: AISI 316
Sheath diameter: 8 mm. Sheath length (L): 100 mm.
Precision ±1,6%. Double escale ºC & ºF
Thread 1/2"G

8037 206	-20+60	1	**56,29**
8037 305	-30+50	1	**56,29**
8037 404	-40+40	1	**56,29**
8037 060	0+60	1	**56,29**
8037 100	0+100	1	**56,29**
8037 120	0+120	1	**56,29**
8037 160	0+160	1	**56,29**
8037 200	0+200	1	**56,29**
8037 300	0+300	1	**56,29**

8039

Termómetros bimetálicos inoxidable. Conexión orientable.
Dimensiones caja: 100mm. Material caja: acero inoxidable.
Precisión: 1.6. Rango de escalas de -40 + 60ºC a 0-300ºC.
Diseño vaina con rosca. Conexión ½". Presión máx. 25bar.
Visor de cristal.

Stainless steel bimetalic thermometer. Adjustable connection.
Box dimensions: 100mm. Case material: stainless steel.
Accuracy class: 1.6. Scale ranges -40 + 60ºC to 0 – 300 ºC.
Design: stem with thread. Connection: every angle ½".
Pressure rating, max in bar of thermowell/ stem: 25. Sight: glass.

8039 206	-20 + 60	1	**65,51**
8039 305	-30 + 50	1	**65,51**
8039 404	-40 + 40	1	**65,51**
8039 060	0 + 60	1	**65,51**
8039 100	0 + 100	1	**65,51**
8039 120	0 + 120	1	**65,51**
8039 160	0 + 160	1	**65,51**
8039 200	0 + 200	1	**65,51**
8039 300	0 + 300	1	**65,51**

REFERENCIA Y FIGURA *REFERENCE AND FIGURE*	DESCRIPCIÓN *DESCRIPTION*	CÓDIGO *CODE*	ESCALA *SCALE*	CAJA CARTÓN-*BOX*	P.V.P. € *PRICE €*
8045 8046	**Termómetro de capilla (8045)** Salida inferior, vaina latón Longitud=50 mm ***Glass termometers (8045)*** *Bottom entry, brass sheath* *Length= 50 mm*	8045 404	-40+40	1	**32,03**
		8045 060	0+60	1	**32,03**
		8045 120	0+120	1	**32,03**
	Termómetro de capilla (8046) Salida inferior, vaina latón Longitud=100 mm ***Glass termometers (8046)*** *Bottom entry, brass sheath* *Length= 100 mm*	8046 404	-40+40	1	**42,71**
		8046 060	0+60	1	**42,71**
		8046 120	0+120	1	**42,71**
8047 8048	**Termómetro de capilla (8047)** Salida angular 90º, vaina latón Longitud=50 mm ***Glass termometers (8047)*** *90º angle entry, brass sheath* *Length = 50 mm*	8047 404	-40+40	1	**33,97**
		8047 060	0+60	1	**33,97**
		8047 120	0+120	1	**33,97**
	Termómetro de capilla (8048) Salida angular 90º vaina latón Longitud=100 mm ***Glass termometers (8048)*** *90º angle entry, brass sheath* *Length =100 mm*	8048 404	-40+40	1	**44,65**
		8048 060	0+60	1	**44,65**
		8048 120	0+120	1	**44,65**
8049	**Termómetro de capilla** Salida inferior ,vaina inox Longitud=100 Escala 80+140 especial autoclave Divisiones 1ºC ***Glass termometers*** *Bottom entry, stainless steel sheath* *Length= 100* *Escale 80 + 140 special "autoclave"* *Division 1ºC*	8049 140	80+140	1	**58,24**

REFERENCIA Y FIGURA *REFERENCE AND FIGURE*	DESCRIPCIÓN *DESCRIPTION*	CÓDIGO *CODE*	ESCALA *SCALE*	CAJA CARTÓN-*BOX*	P.V.P. € *PRICE €*

8050 / 8051 / 8052
Sonda PT100 Rosca=1/2" diametro= 6mm
Elemento extraible
Cabezal DIN BR roscado

8050 / 8051 / 8052
Probe PT100 Thread= 1/2" Diameter= 6mm
Element removable
Head DIN BR thread

8050 100	100 mm	1	**70,61**
8051 250	250 mm	1	**75,46**
8052 400	400 mm	1	**80,32**

8055 / 8056 / 8057
Sonda PT100 Rosca=1/2" diametro= 6mm
Elemento extraible preparada para convertidor en cabezal
Cabezal DIN BR roscado

8055 / 8056 / 8057
Probe PT100 Thread= 1/2" Diameter= 6mm
Element removable prepare for turn into a head
Head DIN BR thread

8055 100	100 mm	1	**62,99**
8056 250	250 mm	1	**67,84**
8057 400	400 mm	1	**72,70**

8058 / 8059 / 8060
Sonda PT100 DOBLE R=1/2" diametro= 6mm
Elemento extraible
Cabezal DIN BR roscado

8058 / 8059 / 8060
Probe PT100 Double= 1/2" Diameter= 6mm
Element removable
Head DIN BR thread

8058 100	100 mm	1	**93,08**
8059 250	250 mm	1	**97,93**
8060 400	400 mm	1	**102,79**

8090
8095

Convertidor de señal para cabezal DIN (8090)
Escala y tipo de entrada completamente
Programable por PC (Pt100 o Termopar)
Salida 4-20 mA

Converter PT100. Programable head DIN (8090)
Escale and outlet type completly programable
through PC (Pt100 or termopar). Output 4-20mA

8090 00		1	**91,67**

Interface y Software para convertidor 8090 (8095)

Interface and software for 8090 converter (8095)

8095 00		1	**112,16**

8065, 8066
8067

Relé Estado Sólido (8065)
Control Voltaje: 5~32VDC
Rango de frecuencia:50/60HZ
Temperatura de trabajo -30ºC + 75ºC

Solid state relays (8065)
Control voltage 5~32VDC
Fraquency range: 47/63HZ

8065 15	15A	1	**19,41**
8065 20	25A	1	**22,65**
8065 40	40A	1	**25,88**
8065 60	60A	1	**35,05**
8065 80	80A	1	**43,14**

Relé Estado Sólido (8066)
Rango de frecuencia:50/60HZ
Temperatura de trabajo -30ºC + 75ºC
Entrada 4-20mA

Solid state relays (8066)
Frequency range: 50/60HZ
Working temperature -30ºC + 75ºC
Input 4-20mA

8066 15	15A	1	**48,53**
8066 20	25A	1	**53,92**
8066 40	40A	1	**60,39**

Relé Estado Sólido (8067)
Control Voltaje 5~32VDC
Rango de frecuencia:50/60HZ
Temperatura de trabajo -30ºC + 75ºC
Montaje rail DIN con disipador

Solid state relays (8067)
Control voltage 5~32VDC
Frequency range: 50/60 HZ
Working temperature -30ºC + 75ºC

8067 15	15A	1	**29,66**
8067 20	25A	1	**35,05**
8067 40	40A	1	**43,14**

REFERENCIA Y FIGURA *REFERENCE AND FIGURE*	DESCRIPCIÓN *DESCRIPTION*	CÓDIGO *CODE*	ESCALA *SCALE*	CAJA CARTÓN-*BOX*	P.V.P. € *PRICE €*
8069	**Indicador entrada programable ,con 2 reles alarma** 72x36 mm. J, K, PT100, 4-20mA ***Indicator with a programated entry, with 2 alarm relays*** *72x36 mm. J,K,PT100, 4-20mA*	8069 00		1	**51,68**
8070	**Indicador entrada programable ,con 2 reles alarma** 48x96 mm. Input universal ***Indicator with a programated entry, with 2 alarm relays*** *48x96 mm. Universal input*	8070 00		1	**104,34**
	Regulador inp. programable out rele +1 alarmas (8071) **Regulador inp. programable out 4-20mA +1 alarmas (8072)** **Regulador inp. programable out rele +2 alarmas (8073)** **Regulador inp. programable out 4-20mA +2 alarmas (8074)** ***Regulator inp. Programate out relay + 2 alarms (8071)*** ***Regulator inp. Programate out 4-20mA + 2 alarms (8072)*** ***Regulator inp. Programate out relay + 2 alarms (8073)*** ***Regulator inp. Programate out 4-20mA + 2 alarms (8074)***	8071 A24V		1	**107,84**
		8072 A24V		1	**126,18**
		8073 220V		1	**108,71**
		8074 220V		1	**114,53**
	Regulador inp programable out rele +2 alarmas (8075) **Regulador inp programable out 4-20mA +2 alarmas (8076)** ***Regulator inp programated out relay + 2 alarms (8075)*** ***Regulator inp. Programate out 4-20mA + 2 alarms (8076)***	8075 220V		1	**119,58**
		8076 220V		1	**125,98**
	Regulador inp. programable out rele +2 alarmas (8077) **Regulador inp. programable out 4-20mA +2 alarmas (8078)** ***Regulator inp programated out relay + 2 alarms (8077)*** ***Regulator inp. Programate out 4-20mA + 2 alarms (8078)***	8077 220V		1	**137,51**
		8078 220V		1	**144,88**
8080	**Transmisor de presión inox** Rosca 1/2” Salida:4-20, Alimentación:12-36 Vdc Precisión: 0,5%fs Conexión eléctrica: DIN 43650A (electroval.4 polos) Protección: IP65 Libre de aceite ***Stainless Steel pressure transmitters*** *Thread 1/2”* *Out: 4-20* *Supply: 12-36 Vdc* *Precision: 0,5%fs* *Electric connection: Din 43650A (solenoid 4 poles)* *Protection: IP65* *Free of oil*	8080 101	-1+1bar	1	**194,12**
		8080 003	0+3bar	1	**145,59**
		8080 005	0+5bar	1	**145,59**
		8080 010	0+10bar	1	**145,59**
		8080 016	0+16bar	1	**145,59**
		8080 025	0+25bar	1	**145,59**
		8080 050	0+50bar	1	**145,59**
		8080 100	0+100bar	1	**145,59**
		8080 250	0+250bar	1	**145,59**
		8080 500	0+500bar	1	**145,59**

REFERENCIA Y FIGURA *REFERENCE AND FIGURE*	DESCRIPCIÓN *DESCRIPTION*	CÓDIGO *CODE*	ESCALA *SCALE*	CAJA CARTÓN-*BOX*	P.V.P. € *PRICE €*

8081

Transmisor de presión inox mini
Rosca 1/2"G /M
Salida 4-20mA (2 hilos)
Alimentación:12~28VDC
Conexión eléctrica :conector
tipo Hirschman mini
Protección:IP67
Precisión:1%fs
Libre de aceite

Stainless Steel mini pressure transmitters
Thread 1/2" G/ M
Out 4-20mA (2 thread)
Supply:12~28VDC
Electric connection: Type Hirschman mini connector
Protection: IP67
Precision: 1%fs
Free of oil

8081 002	0+2bar	1	**79,15**
8081 005	0+5bar	1	**79,15**
8081 007	0+7bar	1	**79,15**
8081 010	0+10bar	1	**79,15**
8081 016	0+16bar	1	**79,15**
8081 025	0+25bar	1	**79,15**
8081 050	0+50bar	1	**79,15**
8081 100	0+100bar	1	**79,15**
8081 250	0+250bar	1	**79,15**
8081 400	0+400bar	1	**79,15**
8081 500	0+500bar	1	**79,15**

8085L

Transmisor de nivel hidrostatico
Transmisor de nivel hidrostatico 1 bar con 10 metros cable
Transmisor de nivel hodrostatico 1 bar con 20 metros cable
Transmisor de nivel hodrostatico 1 bar con 30 metros cable
Suplemento por metro de cable

Hydroestatic level transmitter
Hydroestatic level tranmitter 1 bar with 10 wire meters
Hydroestatic level tranmitter 1 bar with 20 wire meters
Hydroestatic level tranmitter 1 bar with 30 wire meters
Suplement for each wire meter

8085L 001	10	1	**321,32**
8085L 002	20	1	**355,15**
8085L 003	30	1	**388,97**
8085L 00	0	1	**3,24**

8064



Transmisor de humedad/temperatura
salida 4-20 mA (-50 +200ºC)
con 2 metros de cable
con 5 metros de cable
con 10 metros de cable
Disponibilidad a consultar

Humidity/ Temperature Transmitter
Out 4-20mA (-50+200ºC)
with 2 meters wire
with 5 meters wire
with 10 meters wire
Availability on request

8064 002	2 m	1	**938,36**
8064 005	5 m	1	**1261,76**
8064 010	10 m	1	**1584,00**

8164

Transmisor de humedad/temperatura
Montaje mural. Escala:-30+70ºC
Salidas:2x 4-20mA. Alimentacion 12 - 24Vdc

Humidity/ Temperature Transmitter
Wall assembling. Escale: -30º+70ºC
Out: 2x 4-20mA. Supply 12- 24 Vdc

8164 070		1	**375,44**

8165

Transmisor de humedad/temperatura
Montaje canal. Escala:-30+70ºC
Salidas: 2x 4-20mA. Alimentación 12 - 24Vdc

Humidity/ Temperature transmitter
Channel assembling. Escale: -30º+70ºC
Out: 2x 4-20mA. Supply 12- 24 Vdc

8165 070		1	**375,44**

GENEBRE

RECAMBIOS PARA VÁLVULAS DE ESFERA / *SPARE PARTS FOR BALL VALVES*

REF. VÁLVULA *VALVE REFERENCE*	*ASIENTOS SEAT PTFE*	*ASIENTOS SEAT PTFE + F.V*	*ASIENTOS SEAT PTFE + GRAFITO*	*ASIENTOS SEAT PTFE + INOXIDABLE*	*ESFERA BALL*	*EJE STEM*
2015	**	**	**	**	**	**
2025-26-27	**	**	**	**	**	**
2034		**	**			
2040		**			**	
2041		**			**	
2052-53	**	**	**	**	**	**
2105		**	**		**	
2110		**	**		**	
2115		**	**		**	
2116		**	**		**	
2118		**			**	**
2525		**				
2526A		**	**		**	**
2528		**	**		**	**
2528A		**	**		**	**
2529		**			**	
2540		**	**		**	
2541		**	**		**	
2933	**					

ELASTOMEROS PARA VÁLVULAS MARIPOSA / *SEAT FOR BUTTERFLY VALVES*

REF. VÁLVULA *VALVE REFERENCE*	*MATERIAL EPDM*	*MATERIAL NBR*	*MATERIAL VITON*	*MATERIAL PTFE*
2103	**	**		
2104				**
2108		**	**	
2108A		**		
2109		**		
2940	**		**	
2941		**	**	
2942		**	**	
2943		**	**	

OTROS RECAMBIOS / *OTHER SPARE PARTS*

REFERENCIA REFERENCE	*DESCRIPCIÓN DEL RECAMBIO SPARE PARTS DESCRIPTION*
2240 / 2250	Cristal Templado / ***Tempered sodalime Glass***
2240 / 2250	Cristal Borosilicato / *Borosilicate Glass*
2240 / 2250	Junta PTFE / *PTFE Gasket*
2406	Kit de Juntas / *Gasket Kit*
2460	Tamiz y Junta PTFE / *Screen and PTFE Gasket*
2461	Tamiz / *Screen*
2461	Junta PTFE / *PTFE Gasket*
2856	Asiento de Silicona / *Silicone Seat*
5060	Kit de Reparación / *Repair Kit*
5060	Empaquetadura / *Stem Packing*

MEMBRANA PARA VÁLVULAS DIAFRAGMA / *DIAPHRAGM VALVE*

REF. VÁLVULA *VALVE REFERENCE*	*MATERIAL EPDM*	*MATERIAL SILICONA*	*MATERIAL EPDM + PTFE*
2945	**	**	**
2946	**	**	**

RECAMBIOS PARA ACTUADORES NEUMATICOS *SPARE PARTS FOR PNEUMATIC ACTUATOR*

DESCRIPCIÓN DE RECAMBIO *SPARE PARTS DESCRIPTION*	ACTUADOR GEN-AIR		ACTUADOR GNP
Kit de Reparación / *Repair Kit*	**		**
Muelles / *Spring Cartridge*	**		**
Pistones / *Pistons*	**		**
Tapas / *Ends Cap*	Derecha *Right*	**	**
	Izquierd *Left*	**	

CONDICIONES GENERALES DE VENTA / *SALES GENERAL CONDITIONS*

PRECIOS: Los precios se entienden en nuestro almacén, siendo los portes, el I.V.A. y acarreo a cargo del comprador, salvo acuerdo previo en contra.
CONDICIONES DE PAGO: En aplicación de la Ley 15/2010 que limita los plazos máximos de pago en las operaciones comerciales, hemos ajustado las condiciones a lo dispuesto en la misma. En caso de diferirse el pago, los gastos de negociación de efectos y/o los intereses legales especificados serán a cargo del comprador. El impago de cualquier efecto o recibo, conllevará la inmediata suspensión de suministros y servicios.
PEDIDOS: Para la tramitación de cualquier suministro será indispensable que el comprador nos remita el pedido por escrito indicando claramente la referencia Genebre, incluidos los dígitos de la medida y también la cantidad deseada en base a las unidades de compra mínima (por caja), tal como especifica Genebre en su catálogo. Si existen condicionantes no previstos, Genebre S.A. se reserva el derecho de aceptación o anulación de los pedidos cursados.
Cada pedido solicitado a Genebre S.A. genera una expedición para el cliente con su coste de transporte correspondiente; por lo que recomendamos preparen sus pedidos completos una vez al día para optimizar el transporte.
Todos los pedidos serán confirmados por Genebre, S.A. vía email/fax. Salvo notificación de lo contrario en las siguientes 24 horas, el pedido confirmado seguirá su curso sin derecho a posteriores reclamaciones.
TARIFAS DE PRECIOS: Genebre S.A. comunicará a sus clientes cualquier cambio que se produzca en las tarifas del catálogo a través de alguna de las vías de comunicación usuales (web, email, correo).
CANCELACIÓN DE PRODUCTOS DE CATALOGO: Genebre, S.A. comunicará a sus clientes cualquier cancelación de productos del catálogo.
ESPECIFICACIONES TÉCNICAS: El catálogo de Genebre, S.A. contiene los requisitos técnicos y normas aplicables a los productos suministrados. Genebre S.A. se reserva la facultad de cambiar en todo o en parte el diseño y materiales de cualquiera de sus productos, debido a la mejora continua de nuestros productos.
EXPEDICIONES: Todo pedido superior a 500 euros en Península se suministran a portes pagados. Para Canarias, Ceuta, Melilla y Andorra, el pedido mínimo será de 1.000 euros.
Las mercancías viajan siempre por cuenta y riesgo del comprador, aún en los casos de convenios especiales.
ENTREGA: Los pedidos se suministrarán siempre por cajas completas, según especificaciones de catálogo.
RECLAMACIONES: Las eventuales reclamaciones deberán formularse dentro de los 15 días siguientes al de recepción de la mercancía por el comprador, rechazándose las efectuadas después de dicho plazo límite.
NO se aceptará ninguna devolución de material sin aprobación previa de nuestro Departamento Comercial que facilitará un número de boletín de devolución que debe acompañar al material devuelto.
Todas las devoluciones serán con los portes a cargo del comprador. Y se realizará un cargo por demérito del 10% del valor de la mercancía para todos los materiales, excepto para las válvulas automatizadas que será del 30%.
GARANTIA: Queda limitada al reemplazo de las piezas reconocidas como defectuosas de fabricación por el Departamento de Calidad de Genebre S.A.. No admitiremos ninguna reclamación transcurridos 15 días de la recepción de la mercancía por el comprador.
PROPIEDAD DE LA MERCANCÍA: Genebre, S.A. se reserva el derecho de propiedad de la mercancía suministrada, hasta que el comprador no haya satisfecho totalmente el importe de la misma. En el intervalo, se considerará en concepto de depósito y custodia. La mercancía podrá ser retirada por incumplimiento de pago en el plazo previamente estipulado.
LITIGIOS: En caso de litigio, ambas partes aceptan someter sus diferencias a los Juzgados de L'Hospitalet de Llobregat.

PRICES: Prices are considered to be EX WORKS, being the freight and transportation at the cost of the purchaser, unless previous agreement has been reached.
PAYMENT TERMS: We have adjusted the conditions in application of Law 15/2010 which limits the maximum terms of payment in commercial transactions. The maximum delay on payment will be of 60 days after invoice date. Payment term will be as accorded between the parties. In case of unpaid, the expenses and interest occurred will be paid by the purchaser. The unpaid maturity will imply the compete suspension of any service or supply.
ORDERS: Regarding the handling of any supply, it is compulsory for the purchaser to send a written signed and sealed purchasing order indicating clearly Genebre's reference, including measures digits, and also the quantity required according to obligated minimum units of purchase (boxes), as Genebre's Catalogue specifies. In case of unexpected discrepancies,
Genebre has the right to accept or cancel the pending orders. Each order required to GENEBRE, S.A., opens a client expedition with corresponding transports cost, because of that, we recommend to prepare complete orders once a day to improve the transport.
All the orders will be confirmed by GENEBRE by e-mail/fax. Each confirmed order will handled without any right from the purchaser to modify it, unless previous notification before 24 hours after confirmation.
PRICE LIST: GENEBRE will inform the customers about any change in the price list, using some usual communication way (web, e-mail or post).
PRODUCTS WITHDRAWAL FROM CATALOGUE: GENEBRE will inform the customers about any product withdrawal from the catalogue.
TECHNICAL SPECIFICATIONS: GENEBRE's catalogue holds all the technical requirements and applicable norms about the products.
SHIPMENT: Goods are shipped under the purchaser's own risk, even in special cases.
DELIVERY: Orders will always be shipped according to full boxes, as specified in the catalogue.
CLAIMS: Eventual claims must be done within 15 days after date of reception of the goods by the purchaser. Claims after such period will not be considered.
NO devolution will be accepted without the previous approval from our Sales Department, who will issue a devolution certificate that must be enclosed in the devolution goods.
All devolutions' freight will be paid by the purchaser. Additionally, an unworthiness debit of 10% of the products' value will be charged, except for the automatic valves that are a 30%.
GUARANTEE: It is limited to defective pieces replacement identified by GENEBRE's Quality Department. We will not accept any return after 15 days from the date of reception by the purchaser.
PROPERTY OF THE GOODS: GENEBRE has the property right of the supplied goods, until the purchaser has totally paid its value. In the meantime, it will be considered as deposit and custody. Goods shall be claimed in case of breach of payment terms.
DISPUTES: In case of disputes, both parties agree to solve discrepancies in the Barcelona Court of Justice.

D.L.: L-267-2011